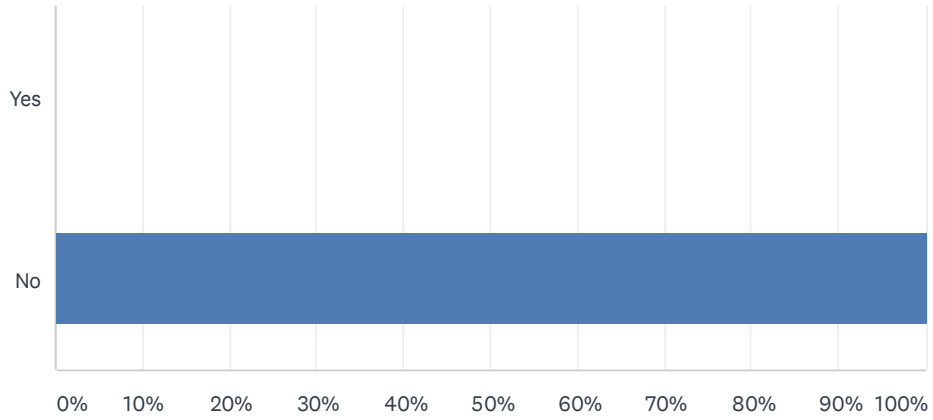


Q1 Do you live in the Town of Mayerthorpe?

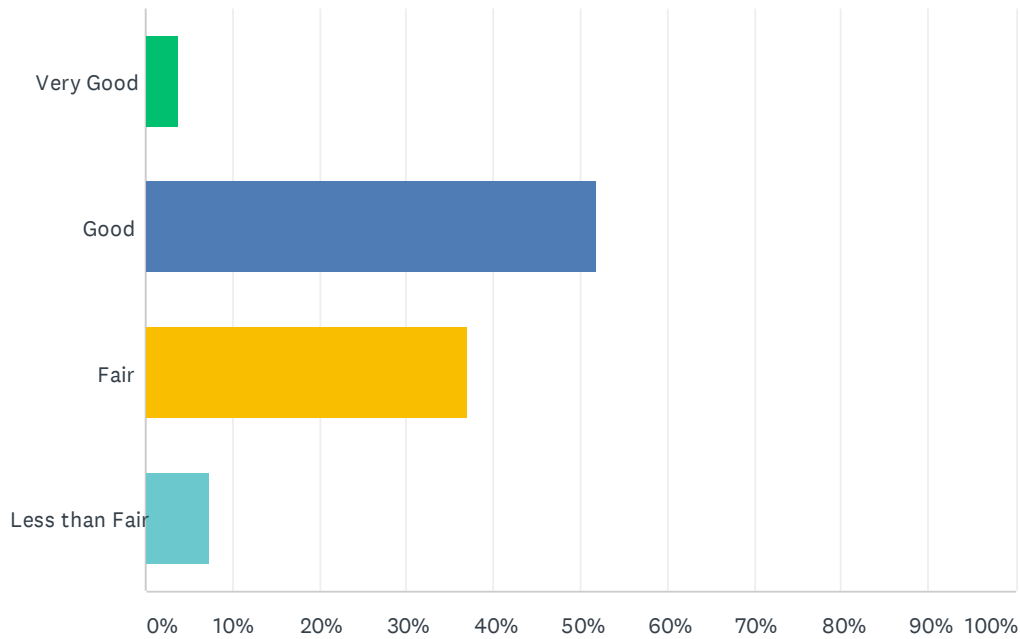
Answered: 27 Skipped: 0



ANSWER CHOICES	RESPONSES	
Yes	0.00%	0
No	100.00%	27
Total Respondents: 27		

Q2 Thinking about public service amenities in Town. In general, how would you rate your quality of life in Mayerthorpe?

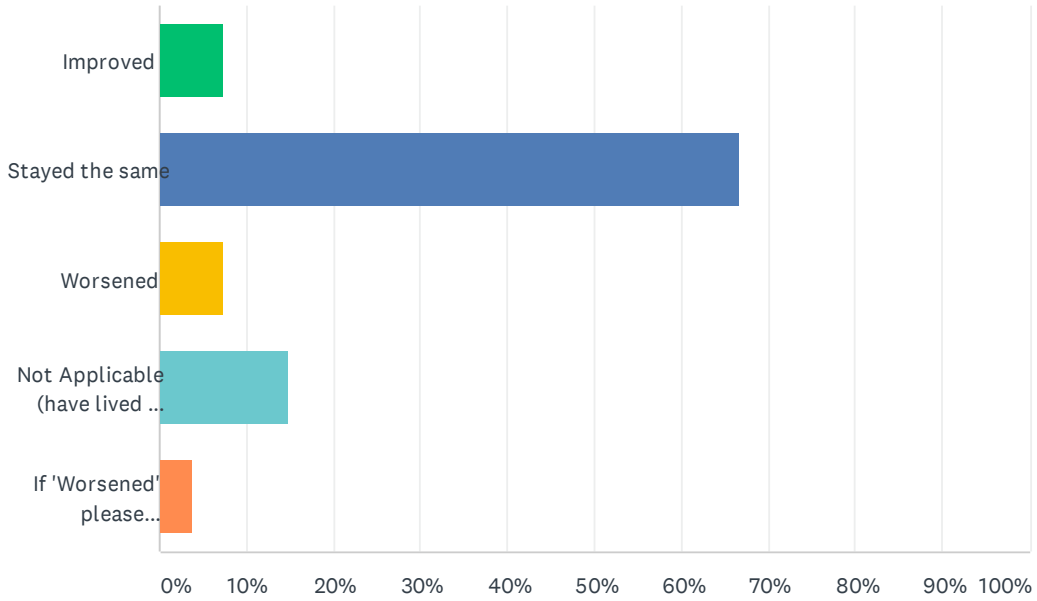
Answered: 27 Skipped: 0



ANSWER CHOICES	RESPONSES	
Very Good	3.70%	1
Good	51.85%	14
Fair	37.04%	10
Less than Fair	7.41%	2
Total Respondents: 27		

Q3 Do you feel your quality of life in Mayerthorpe in the past 5 years has...

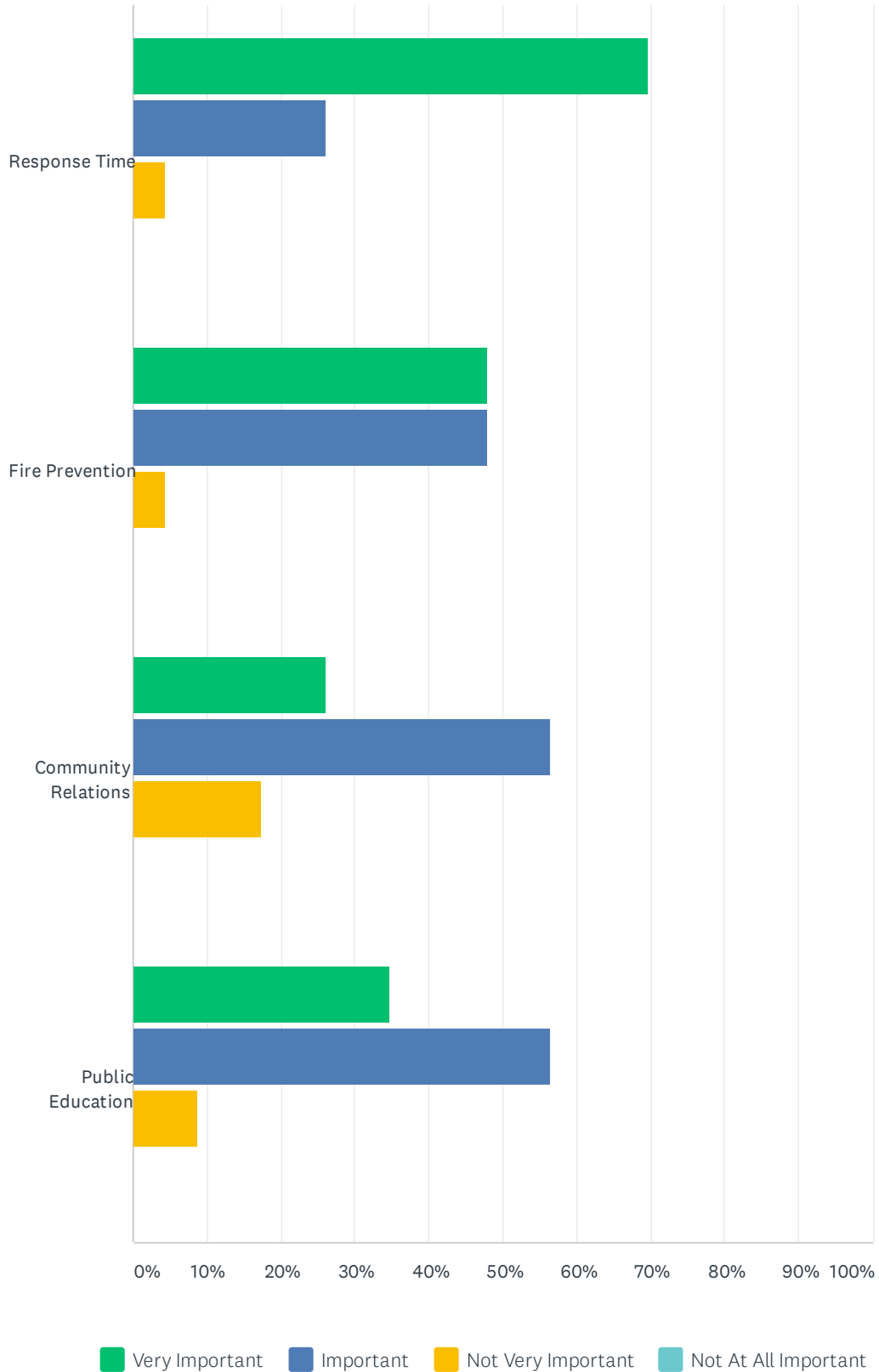
Answered: 27 Skipped: 0



ANSWER CHOICES	RESPONSES	
Improved	7.41%	2
Stayed the same	66.67%	18
Worsened	7.41%	2
Not Applicable (have lived in Mayerthorpe less than 5 years)	14.81%	4
If 'Worsened' please explain:	3.70%	1
Total Respondents: 27		

Q4 How important are the following to you?

Answered: 23 Skipped: 4

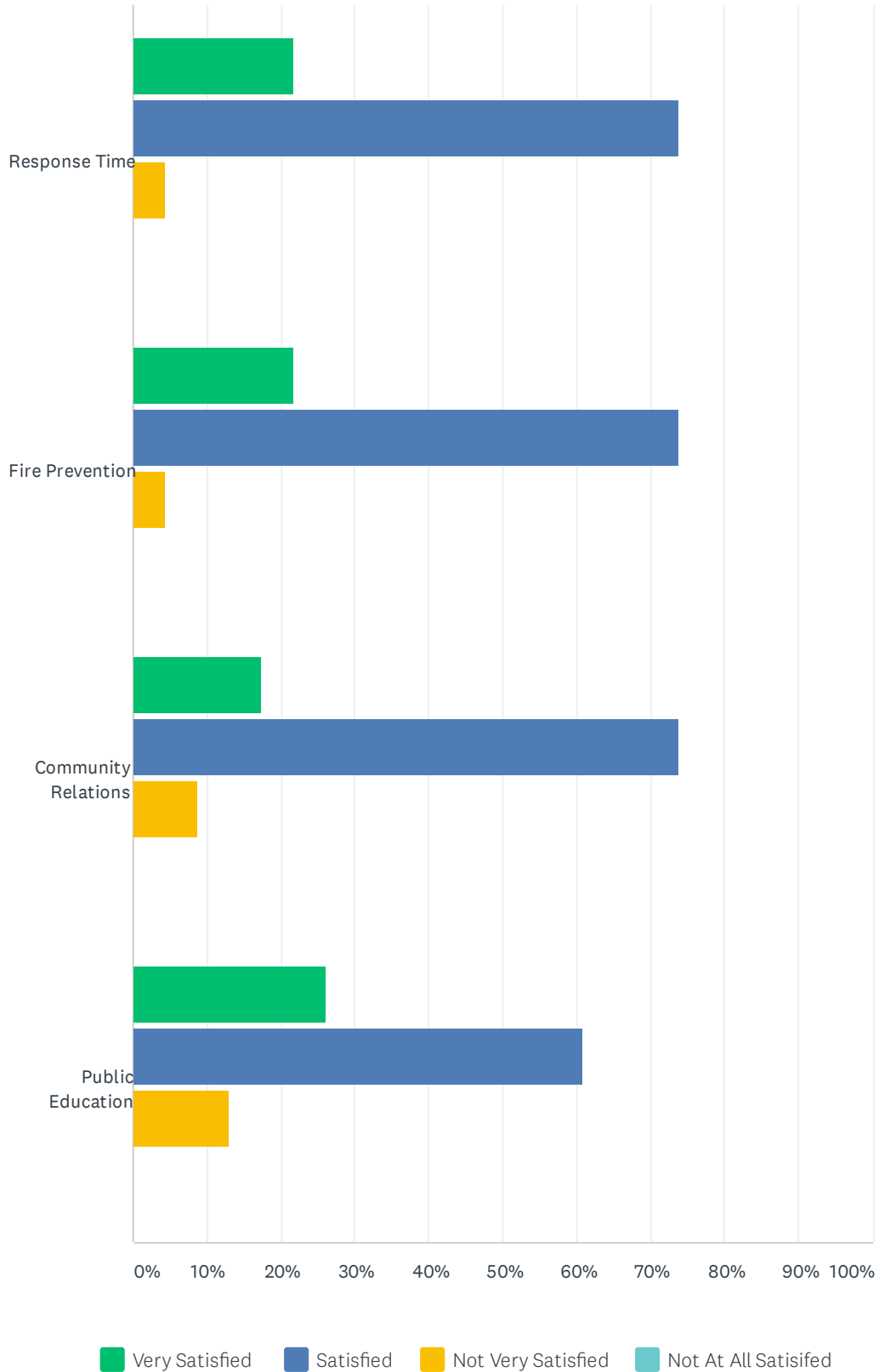


Mayerthorpe Citizen Survey 2021

	VERY IMPORTANT	IMPORTANT	NOT VERY IMPORTANT	NOT AT ALL IMPORTANT	TOTAL RESPONDENTS
Response Time	69.57% 16	26.09% 6	4.35% 1	0.00% 0	23
Fire Prevention	47.83% 11	47.83% 11	4.35% 1	0.00% 0	23
Community Relations	26.09% 6	56.52% 13	17.39% 4	0.00% 0	23
Public Education	34.78% 8	56.52% 13	8.70% 2	0.00% 0	23

Q5 How satisfied are you with the following?

Answered: 23 Skipped: 4

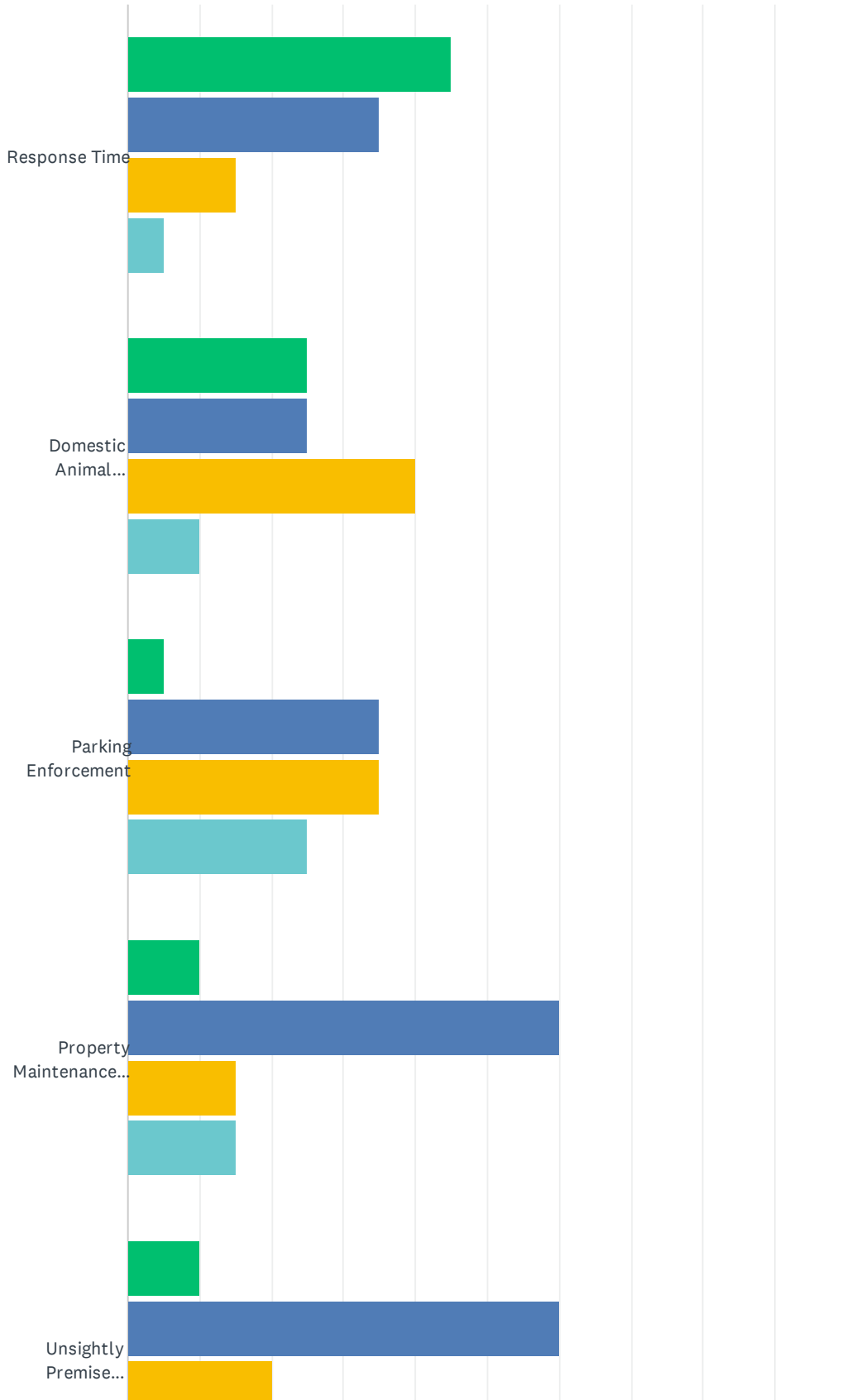


Mayerthorpe Citizen Survey 2021

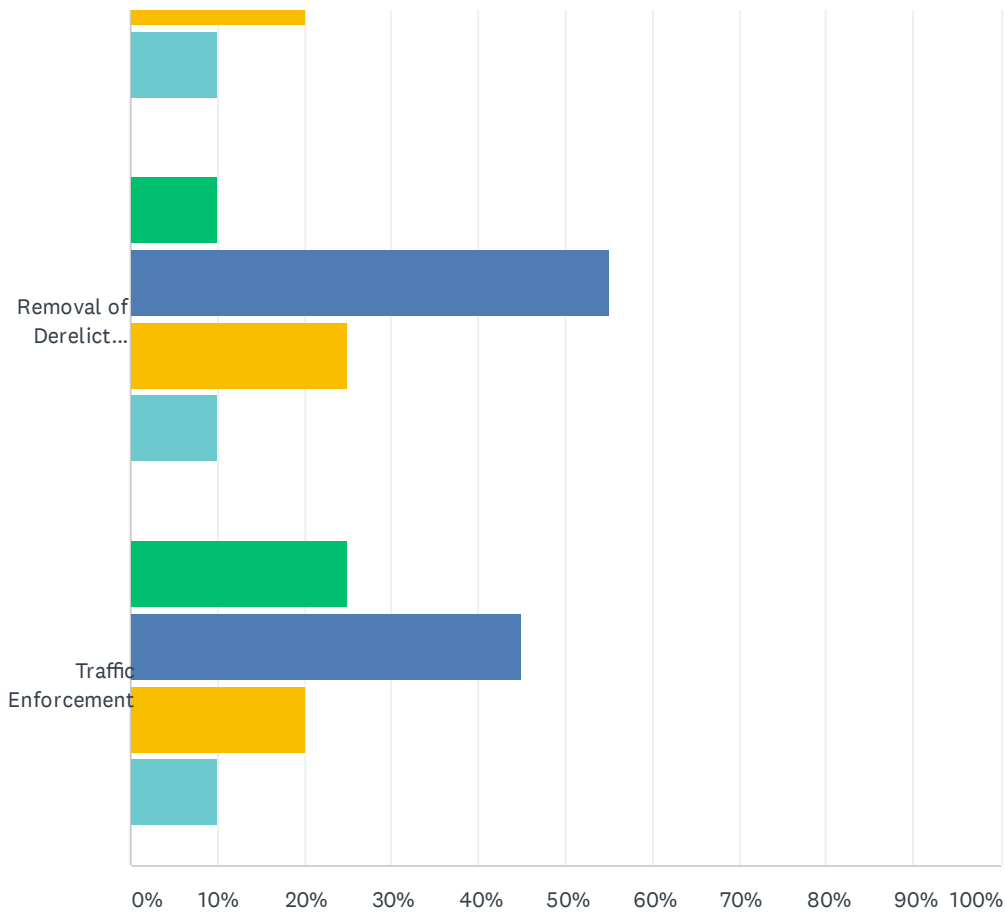
	VERY SATISFIED	SATISFIED	NOT VERY SATISFIED	NOT AT ALL SATISFIED	TOTAL RESPONDENTS
Response Time	21.74% 5	73.91% 17	4.35% 1	0.00% 0	23
Fire Prevention	21.74% 5	73.91% 17	4.35% 1	0.00% 0	23
Community Relations	17.39% 4	73.91% 17	8.70% 2	0.00% 0	23
Public Education	26.09% 6	60.87% 14	13.04% 3	0.00% 0	23

Q6 How important are the following to you?

Answered: 20 Skipped: 7



Mayerthorpe Citizen Survey 2021

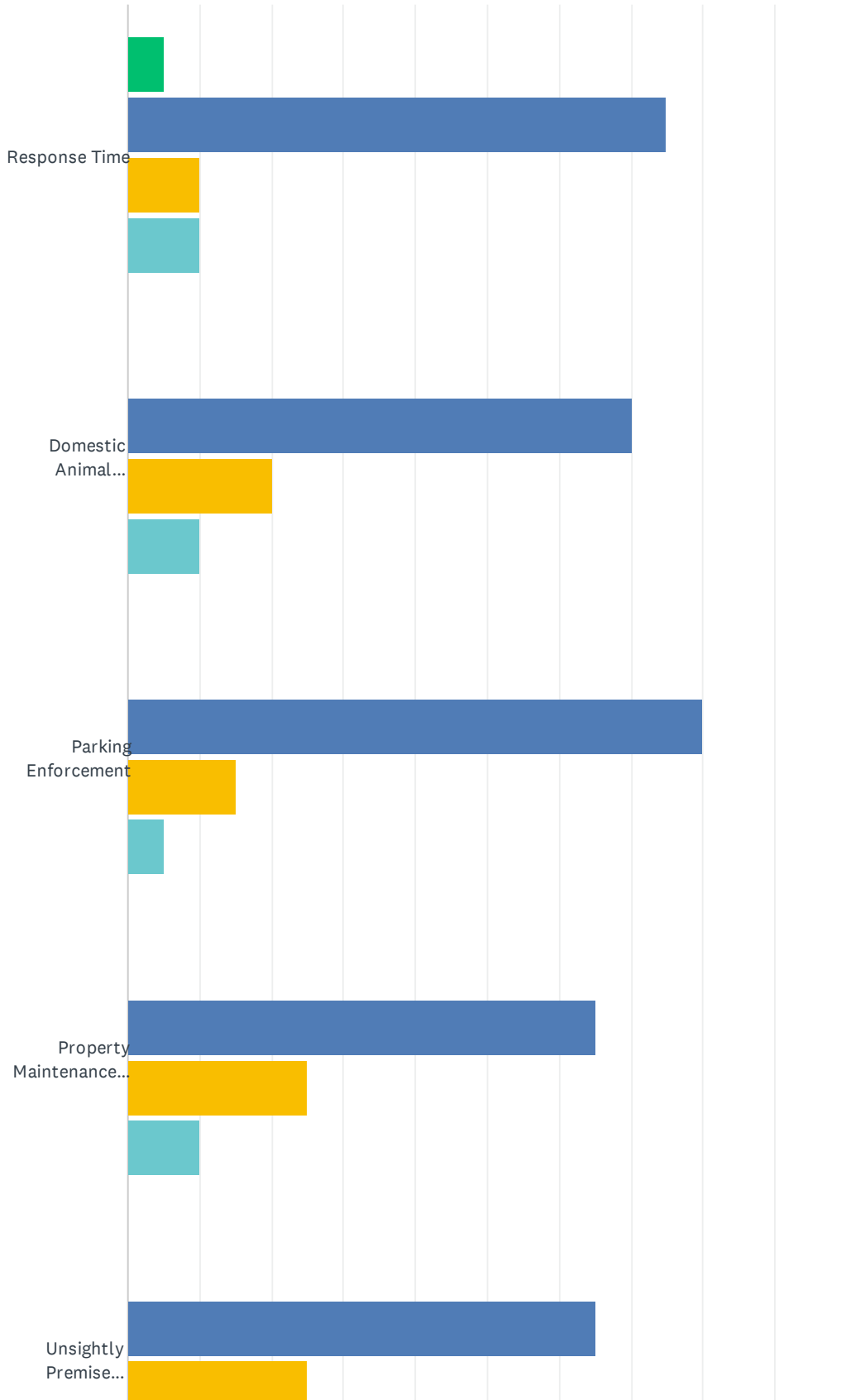


■ Very Important
 ■ Important
 ■ Not Very Important
 ■ Not At All Important

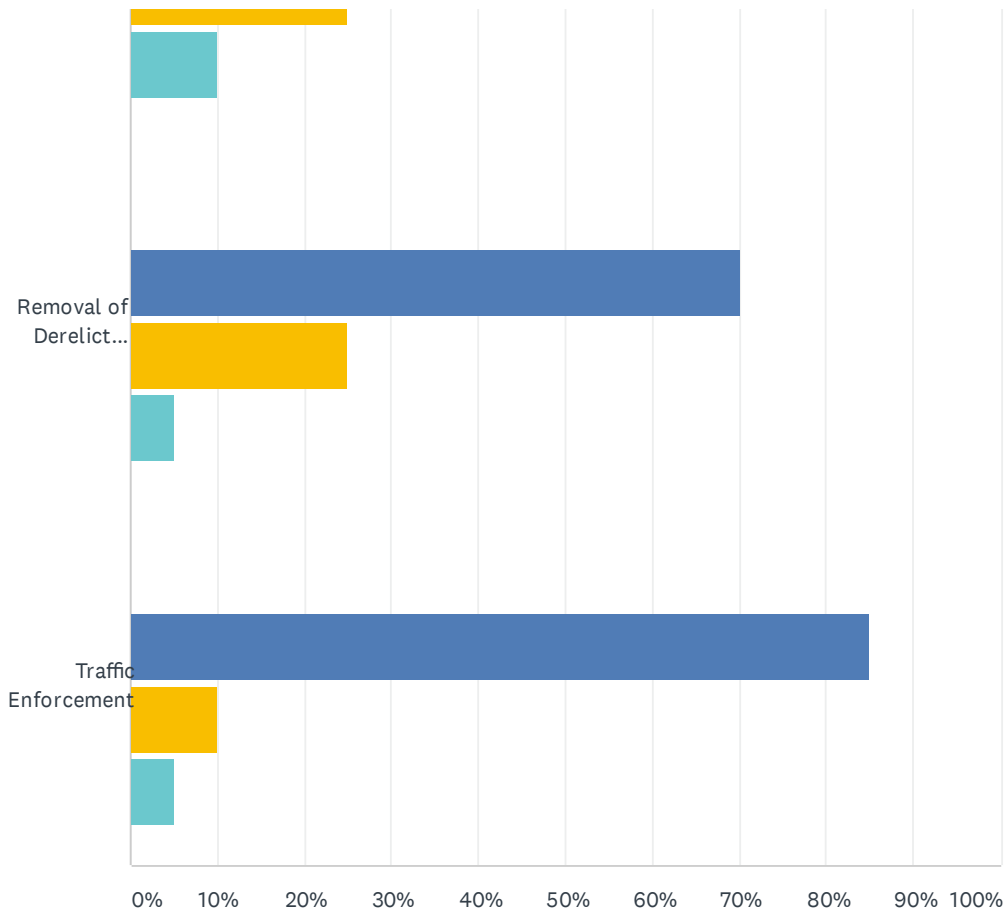
	VERY IMPORTANT	IMPORTANT	NOT VERY IMPORTANT	NOT AT ALL IMPORTANT	TOTAL RESPONDENTS
Response Time	45.00% 9	35.00% 7	15.00% 3	5.00% 1	20
Domestic Animal Enforcement	25.00% 5	25.00% 5	40.00% 8	10.00% 2	20
Parking Enforcement	5.00% 1	35.00% 7	35.00% 7	25.00% 5	20
Property Maintenance Enforcement	10.00% 2	60.00% 12	15.00% 3	15.00% 3	20
Unightly Premise Enforcement	10.00% 2	60.00% 12	20.00% 4	10.00% 2	20
Removal of Derelict Vehicles Enforcement	10.00% 2	55.00% 11	25.00% 5	10.00% 2	20
Traffic Enforcement	25.00% 5	45.00% 9	20.00% 4	10.00% 2	20

Q7 How satisfied are you with the following?

Answered: 20 Skipped: 7



Mayerthorpe Citizen Survey 2021

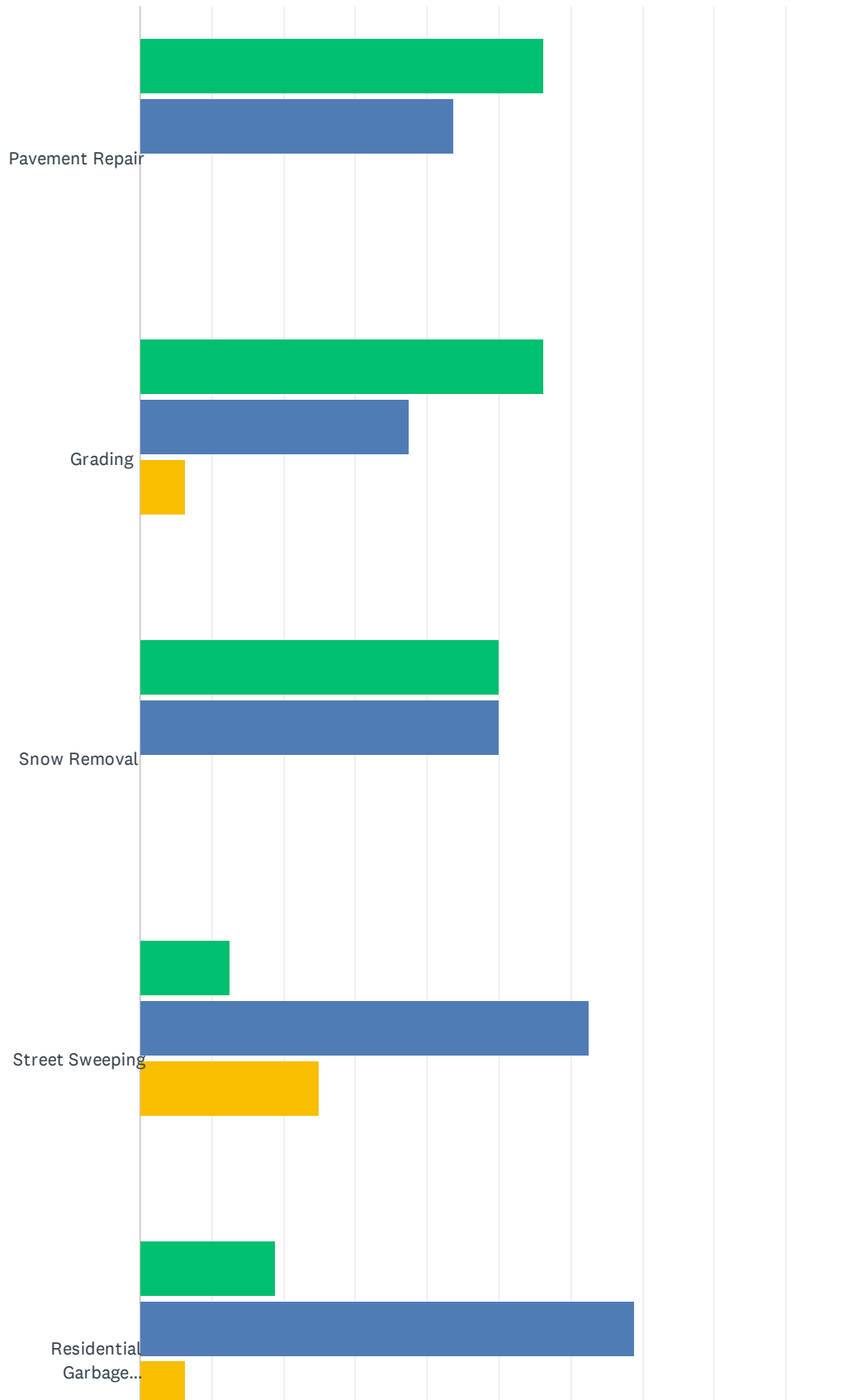


■ Very Satisfied
 ■ Satisfied
 ■ Not Very Satisfied
 ■ Not At All Satisfied

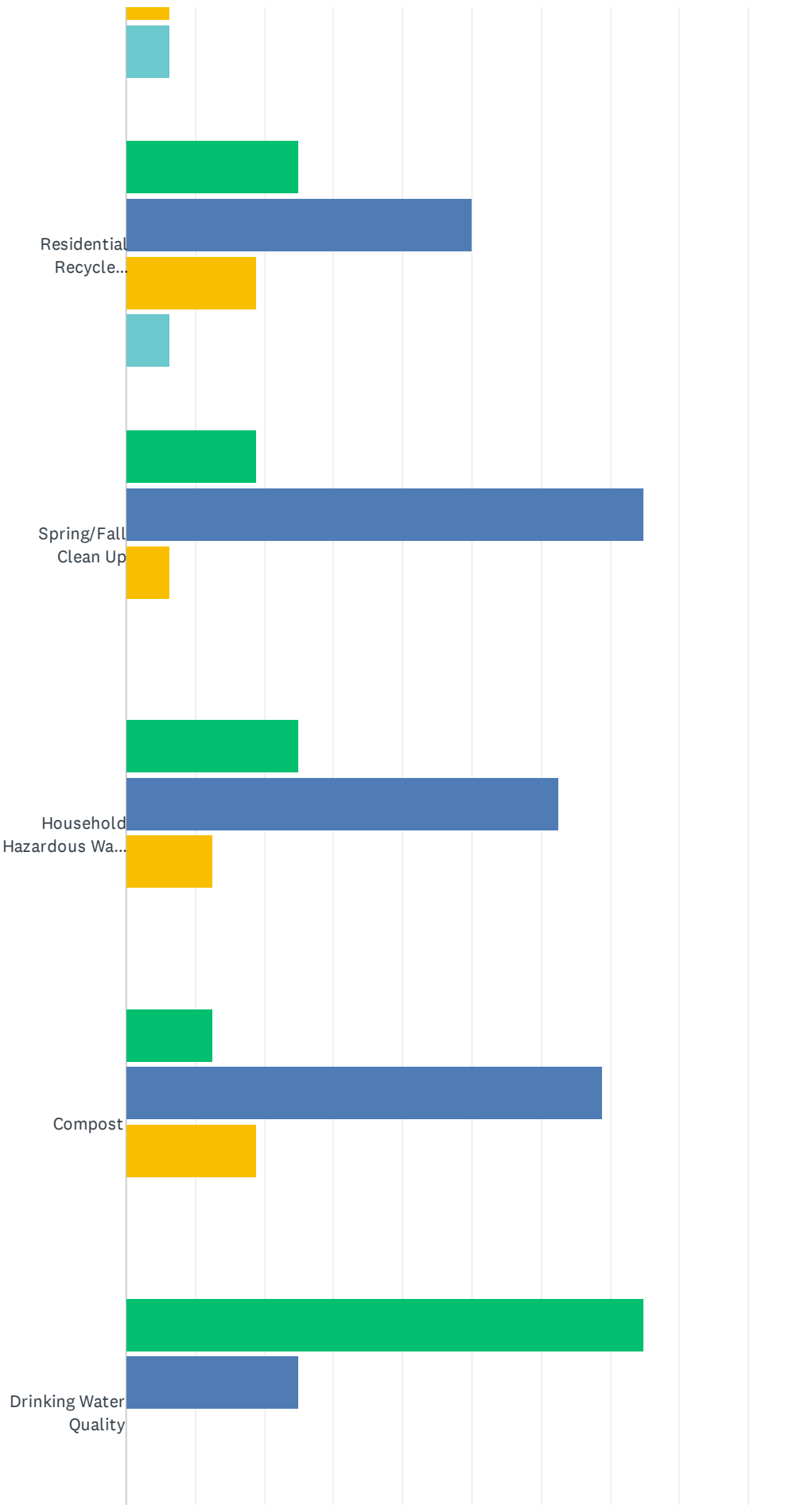
	VERY SATISFIED	SATISFIED	NOT VERY SATISFIED	NOT AT ALL SATISFIED	TOTAL RESPONDENTS
Response Time	5.00% 1	75.00% 15	10.00% 2	10.00% 2	20
Domestic Animal Enforcement	0.00% 0	70.00% 14	20.00% 4	10.00% 2	20
Parking Enforcement	0.00% 0	80.00% 16	15.00% 3	5.00% 1	20
Property Maintenance Enforcement	0.00% 0	65.00% 13	25.00% 5	10.00% 2	20
Unsightly Premise Enforcement	0.00% 0	65.00% 13	25.00% 5	10.00% 2	20
Removal of Derelict Vehicles Enforcement	0.00% 0	70.00% 14	25.00% 5	5.00% 1	20
Traffic Enforcement	0.00% 0	85.00% 17	10.00% 2	5.00% 1	20

Q8 How important are the following to you?

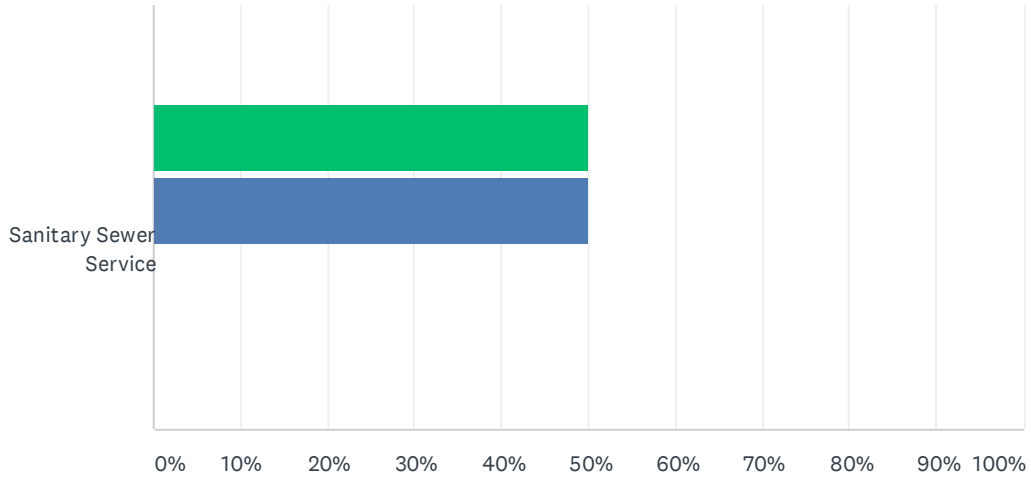
Answered: 16 Skipped: 11



Mayerthorpe Citizen Survey 2021



Mayerthorpe Citizen Survey 2021

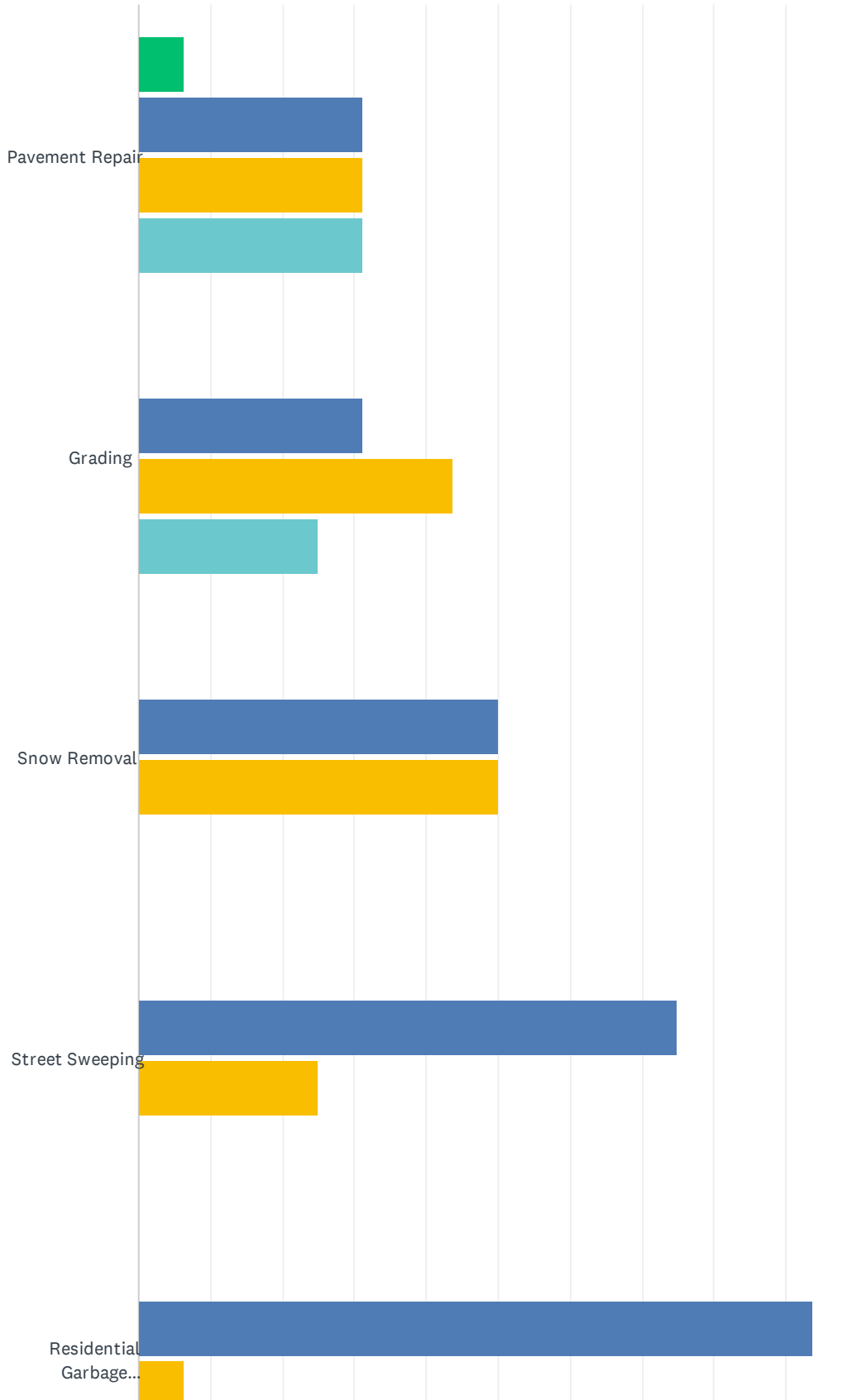


■ Very Important
 ■ Important
 ■ Not Very Important
 ■ Not At All Important

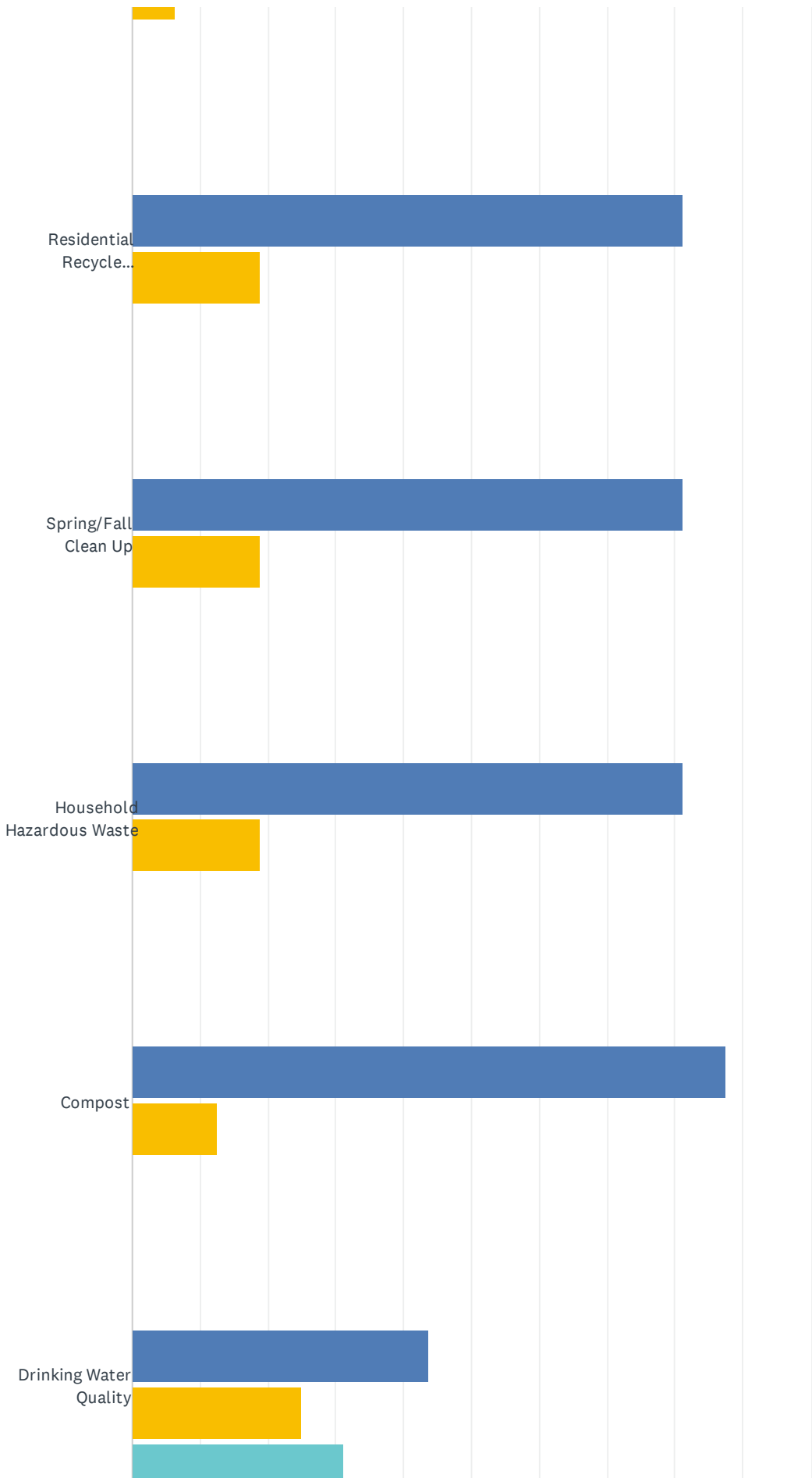
	VERY IMPORTANT	IMPORTANT	NOT VERY IMPORTANT	NOT AT ALL IMPORTANT	TOTAL RESPONDENTS
Pavement Repair	56.25% 9	43.75% 7	0.00% 0	0.00% 0	16
Grading	56.25% 9	37.50% 6	6.25% 1	0.00% 0	16
Snow Removal	50.00% 8	50.00% 8	0.00% 0	0.00% 0	16
Street Sweeping	12.50% 2	62.50% 10	25.00% 4	0.00% 0	16
Residential Garbage Collection	18.75% 3	68.75% 11	6.25% 1	6.25% 1	16
Residential Recycle Collection	25.00% 4	50.00% 8	18.75% 3	6.25% 1	16
Spring/Fall Clean Up	18.75% 3	75.00% 12	6.25% 1	0.00% 0	16
Household Hazardous Waste Collection	25.00% 4	62.50% 10	12.50% 2	0.00% 0	16
Compost	12.50% 2	68.75% 11	18.75% 3	0.00% 0	16
Drinking Water Quality	75.00% 12	25.00% 4	0.00% 0	0.00% 0	16
Sanitary Sewer Service	50.00% 8	50.00% 8	0.00% 0	0.00% 0	16

Q9 How satisfied are you?

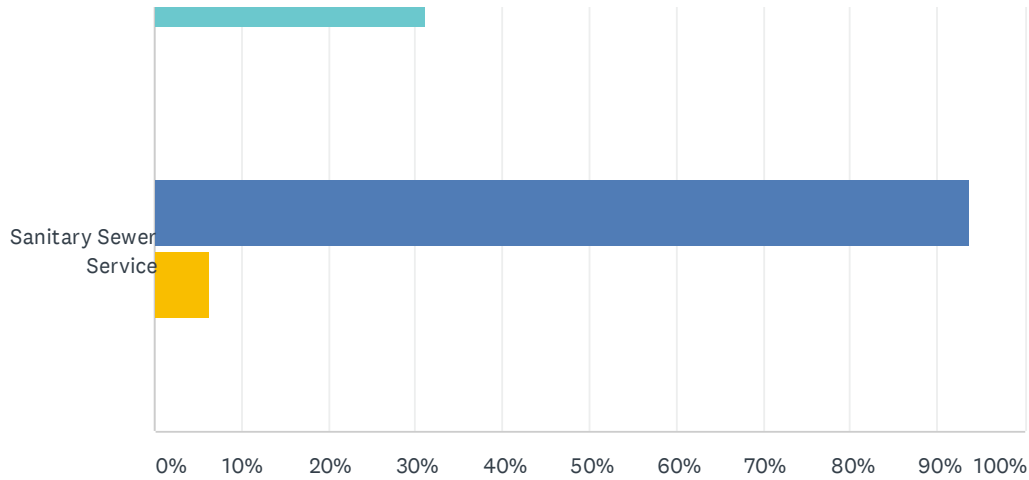
Answered: 16 Skipped: 11



Mayerthorpe Citizen Survey 2021



Mayerthorpe Citizen Survey 2021

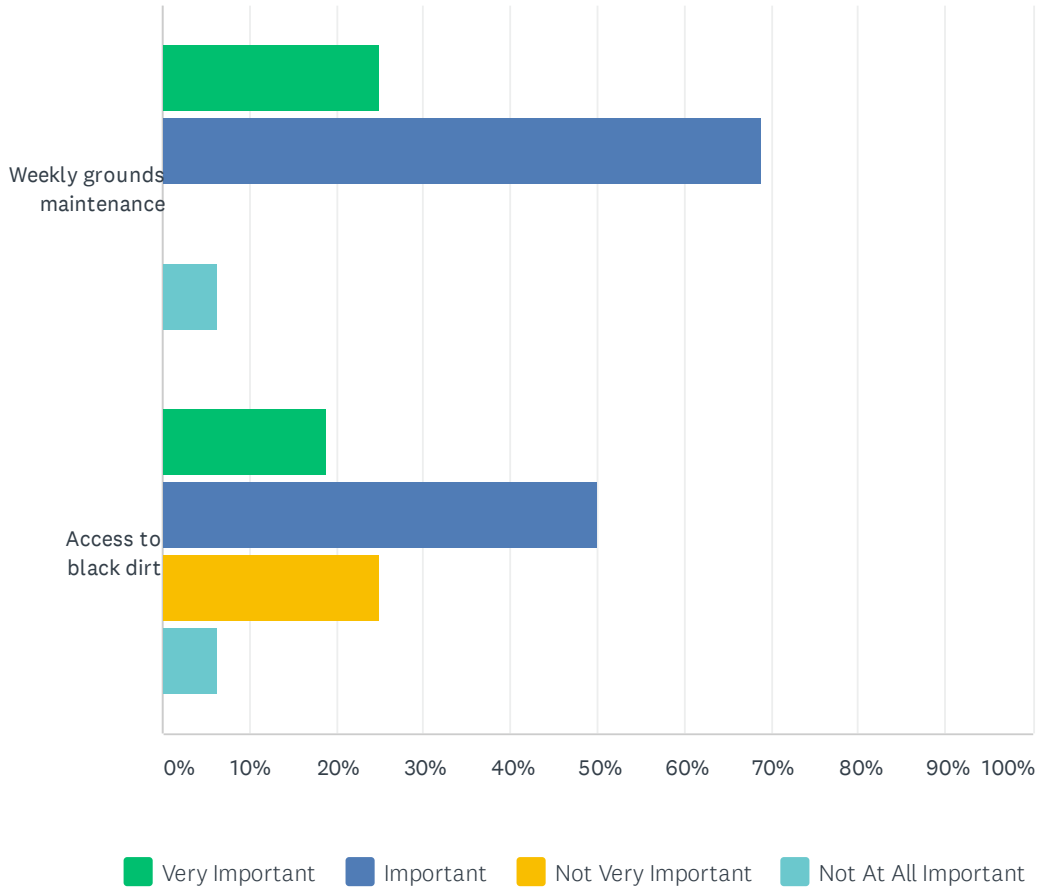


■ Very Satisfied
 ■ Satisfied
 ■ Not Very Satisfied
 ■ Not At All Satisfied

	VERY SATISFIED	SATISFIED	NOT VERY SATISFIED	NOT AT ALL SATISFIED	TOTAL RESPONDENTS
Pavement Repair	6.25% 1	31.25% 5	31.25% 5	31.25% 5	16
Grading	0.00% 0	31.25% 5	43.75% 7	25.00% 4	16
Snow Removal	0.00% 0	50.00% 8	50.00% 8	0.00% 0	16
Street Sweeping	0.00% 0	75.00% 12	25.00% 4	0.00% 0	16
Residential Garbage Collection	0.00% 0	93.75% 15	6.25% 1	0.00% 0	16
Residential Recycle Collection	0.00% 0	81.25% 13	18.75% 3	0.00% 0	16
Spring/Fall Clean Up	0.00% 0	81.25% 13	18.75% 3	0.00% 0	16
Household Hazardous Waste	0.00% 0	81.25% 13	18.75% 3	0.00% 0	16
Compost	0.00% 0	87.50% 14	12.50% 2	0.00% 0	16
Drinking Water Quality	0.00% 0	43.75% 7	25.00% 4	31.25% 5	16
Sanitary Sewer Service	0.00% 0	93.75% 15	6.25% 1	0.00% 0	16

Q10 How important are the following to you?

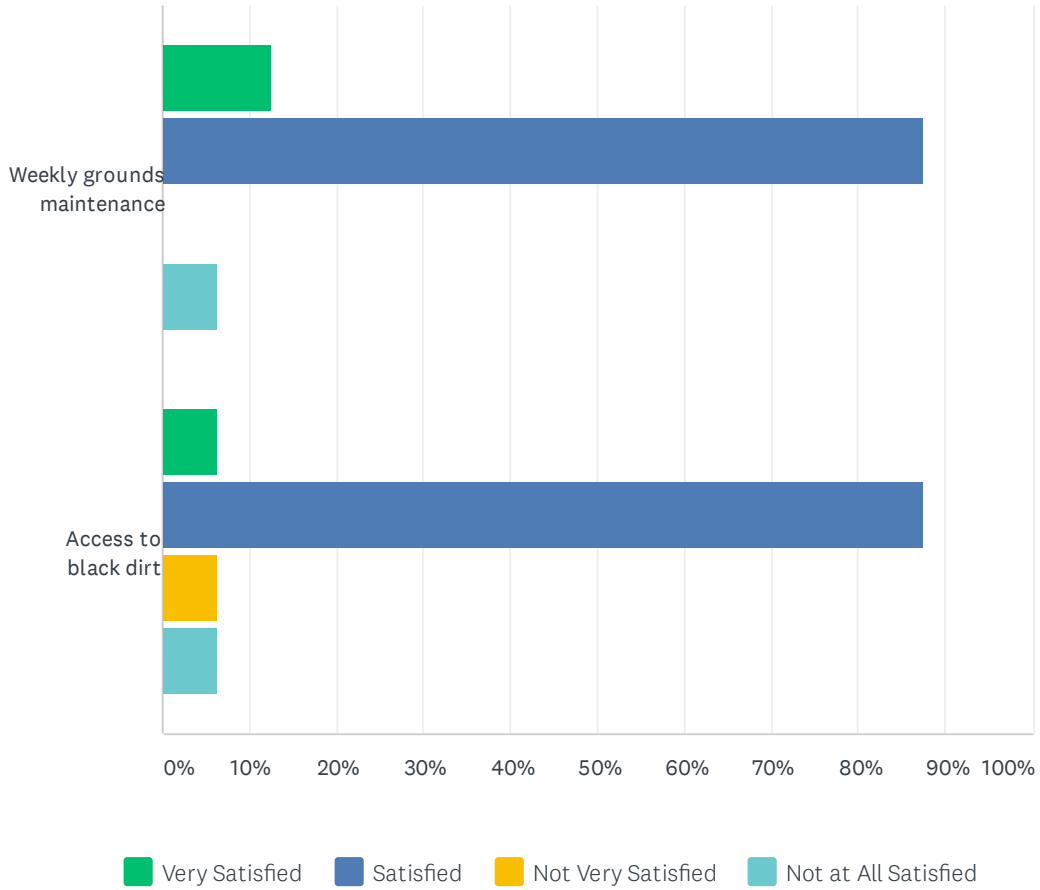
Answered: 16 Skipped: 11



	VERY IMPORTANT	IMPORTANT	NOT VERY IMPORTANT	NOT AT ALL IMPORTANT	TOTAL RESPONDENTS
Weekly grounds maintenance	25.00% 4	68.75% 11	0.00% 0	6.25% 1	16
Access to black dirt	18.75% 3	50.00% 8	25.00% 4	6.25% 1	16

Q11 How satisfied are you with?

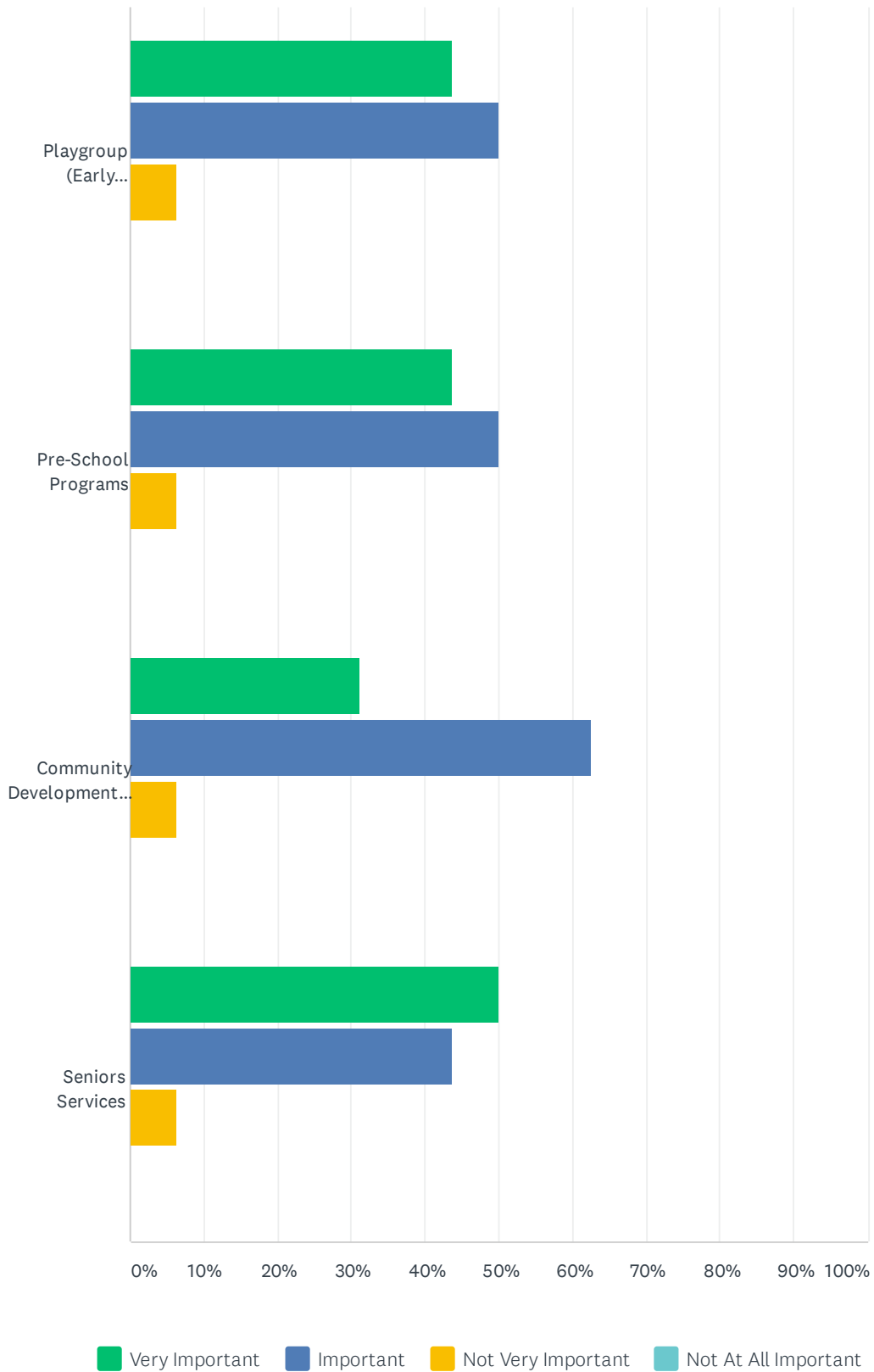
Answered: 16 Skipped: 11



	VERY SATISFIED	SATISFIED	NOT VERY SATISFIED	NOT AT ALL SATISFIED	TOTAL RESPONDENTS
Weekly grounds maintenance	12.50% 2	87.50% 14	0.00% 0	6.25% 1	16
Access to black dirt	6.25% 1	87.50% 14	6.25% 1	6.25% 1	16

Q12 How important are the following to you, even if you do not use this service?

Answered: 16 Skipped: 11

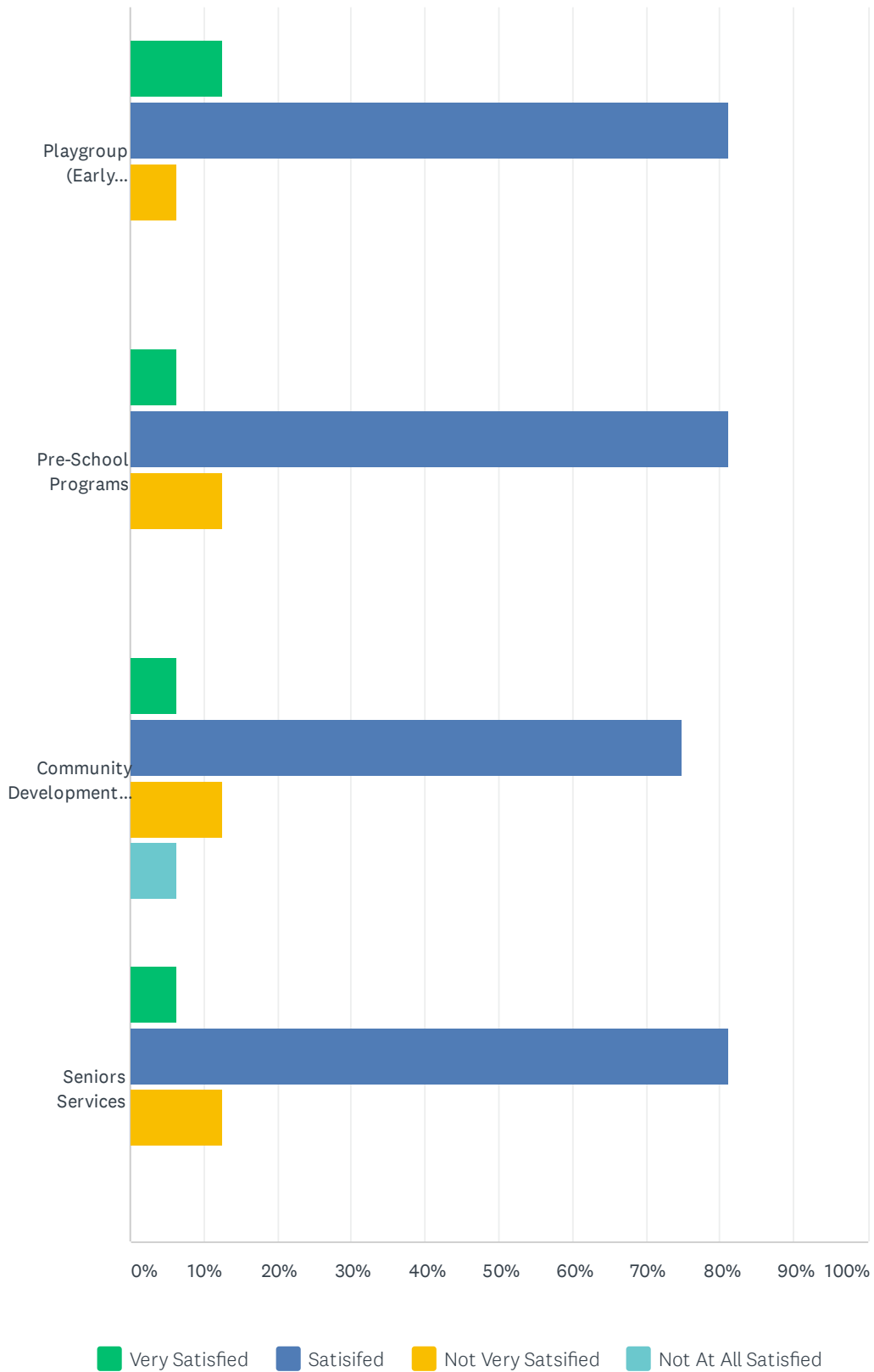


Mayerthorpe Citizen Survey 2021

	VERY IMPORTANT	IMPORTANT	NOT VERY IMPORTANT	NOT AT ALL IMPORTANT	TOTAL RESPONDENTS
Playgroup (Early Childhood Learning)	43.75% 7	50.00% 8	6.25% 1	0.00% 0	16
Pre-School Programs	43.75% 7	50.00% 8	6.25% 1	0.00% 0	16
Community Development (partnerships, linkages & support to community groups)	31.25% 5	62.50% 10	6.25% 1	0.00% 0	16
Seniors Services	50.00% 8	43.75% 7	6.25% 1	0.00% 0	16

Q13 How satisfied are you with the following, even if you do not use this service?

Answered: 16 Skipped: 11

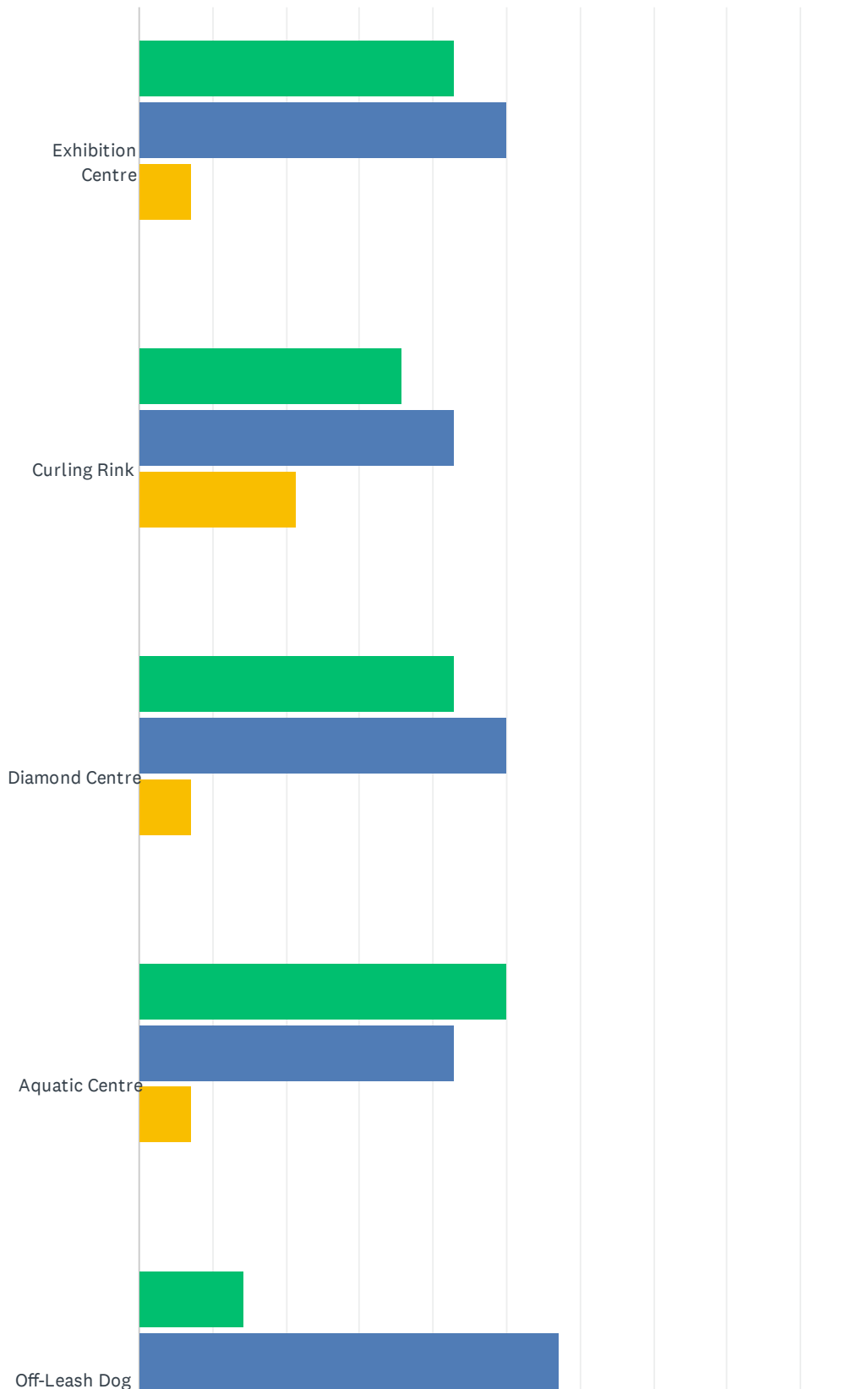


Mayerthorpe Citizen Survey 2021

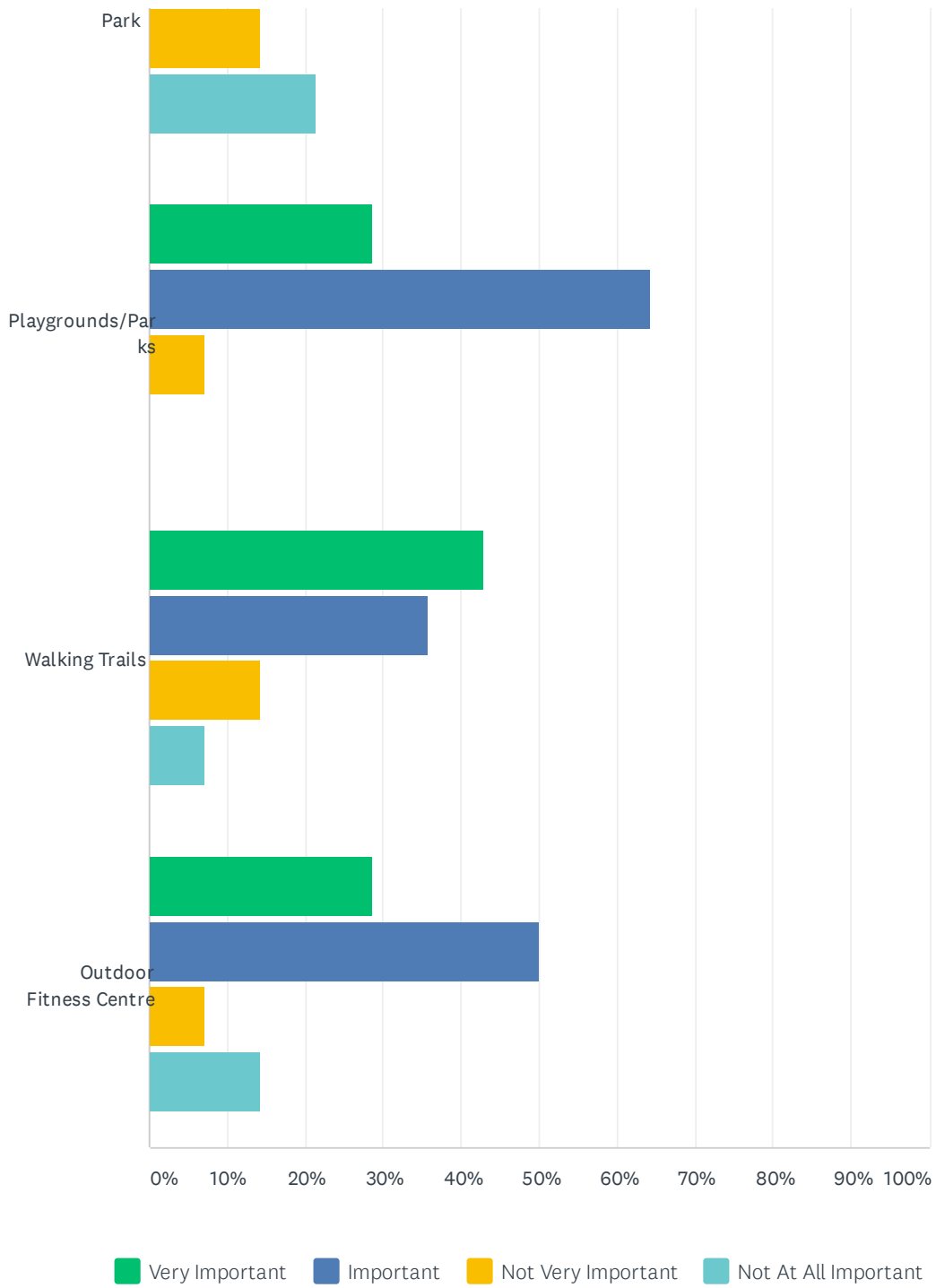
	VERY SATISFIED	SATISFIED	NOT VERY SATISFIED	NOT AT ALL SATISFIED	TOTAL RESPONDENTS
Playgroup (Early Childhood Learning)	12.50% 2	81.25% 13	6.25% 1	0.00% 0	16
Pre-School Programs	6.25% 1	81.25% 13	12.50% 2	0.00% 0	16
Community Development (partnerships, linkages & support to community groups)	6.25% 1	75.00% 12	12.50% 2	6.25% 1	16
Seniors Services	6.25% 1	81.25% 13	12.50% 2	0.00% 0	16

Q14 How important are the following to you, even if you do not use this service?

Answered: 14 Skipped: 13



Mayerthorpe Citizen Survey 2021

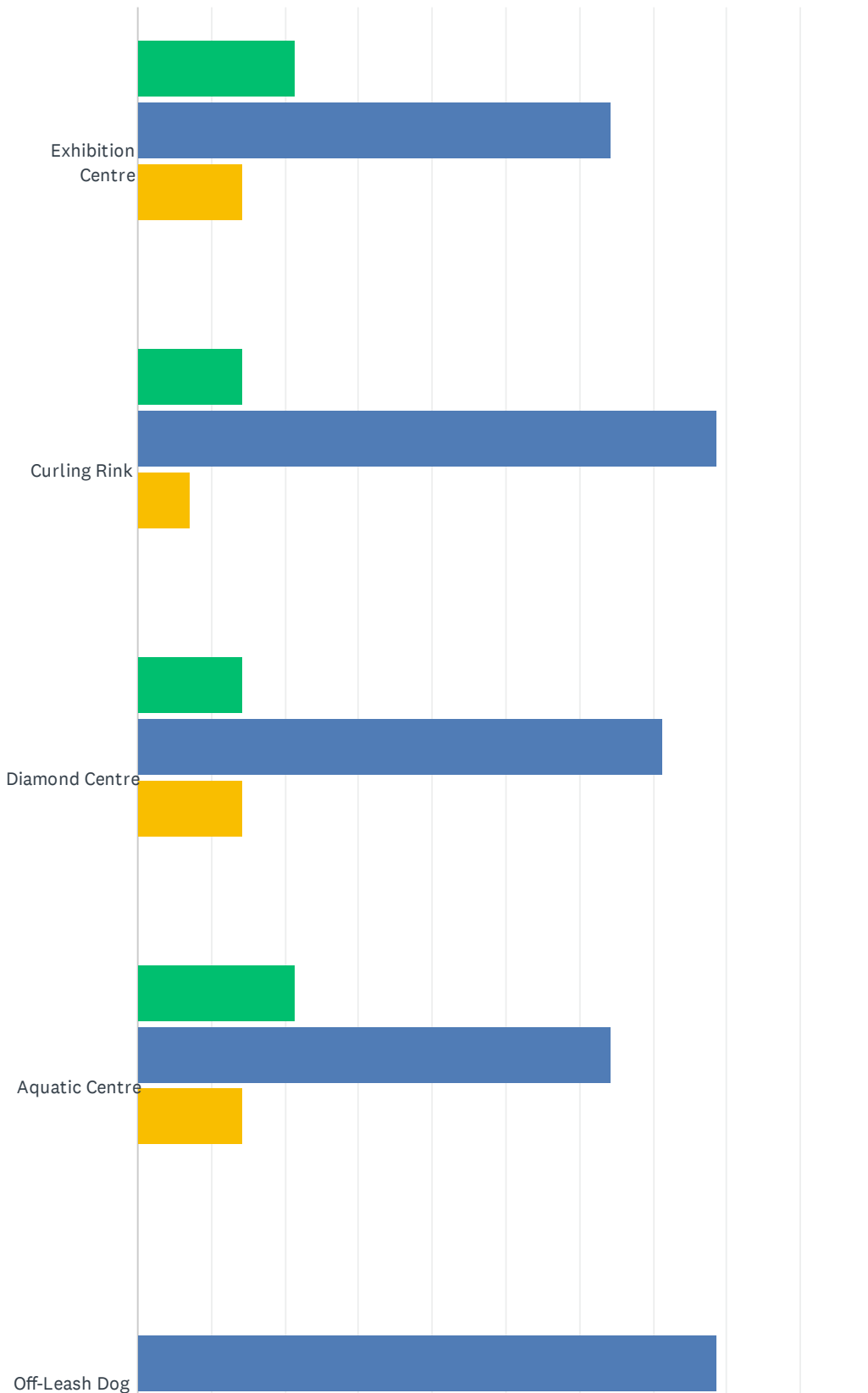


Mayerthorpe Citizen Survey 2021

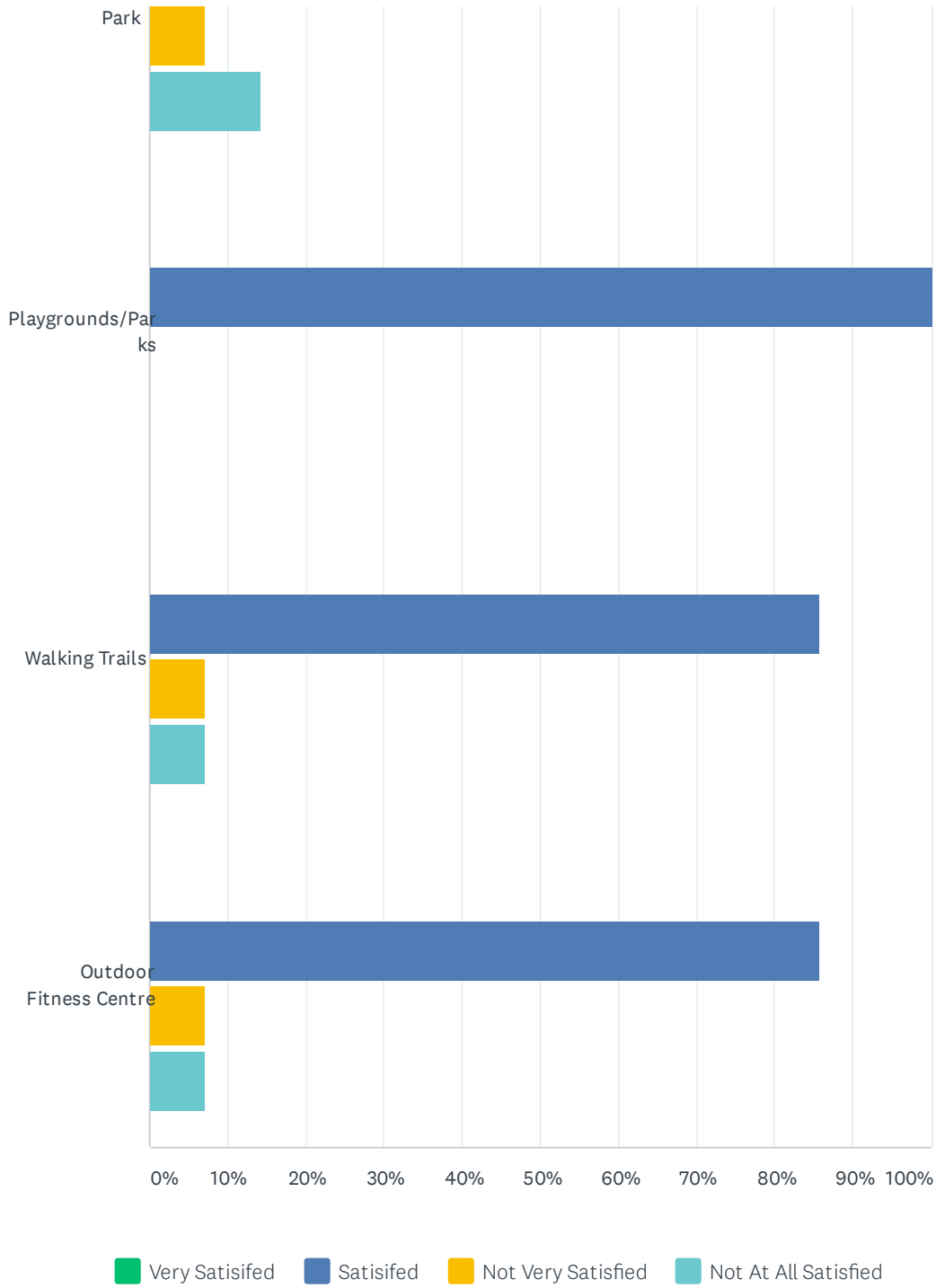
	VERY IMPORTANT	IMPORTANT	NOT VERY IMPORTANT	NOT AT ALL IMPORTANT	TOTAL RESPONDENTS
Exhibition Centre	42.86% 6	50.00% 7	7.14% 1	0.00% 0	14
Curling Rink	35.71% 5	42.86% 6	21.43% 3	0.00% 0	14
Diamond Centre	42.86% 6	50.00% 7	7.14% 1	0.00% 0	14
Aquatic Centre	50.00% 7	42.86% 6	7.14% 1	0.00% 0	14
Off-Leash Dog Park	14.29% 2	57.14% 8	14.29% 2	21.43% 3	14
Playgrounds/Parks	28.57% 4	64.29% 9	7.14% 1	0.00% 0	14
Walking Trails	42.86% 6	35.71% 5	14.29% 2	7.14% 1	14
Outdoor Fitness Centre	28.57% 4	50.00% 7	7.14% 1	14.29% 2	14

Q15 How satisfied are you with amenities offered at the following, even if you do not use this services?

Answered: 14 Skipped: 13



Mayerthorpe Citizen Survey 2021

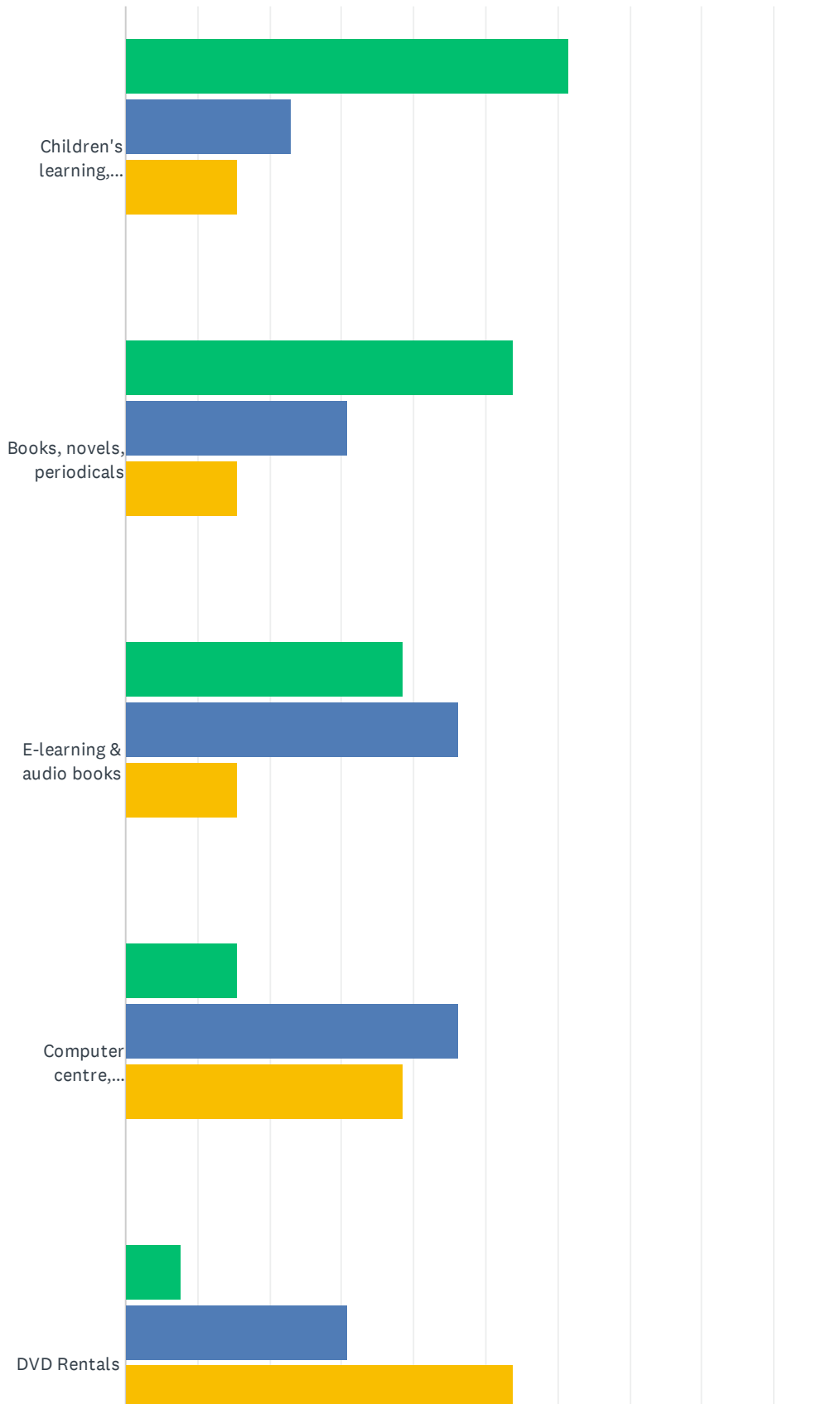


Mayerthorpe Citizen Survey 2021

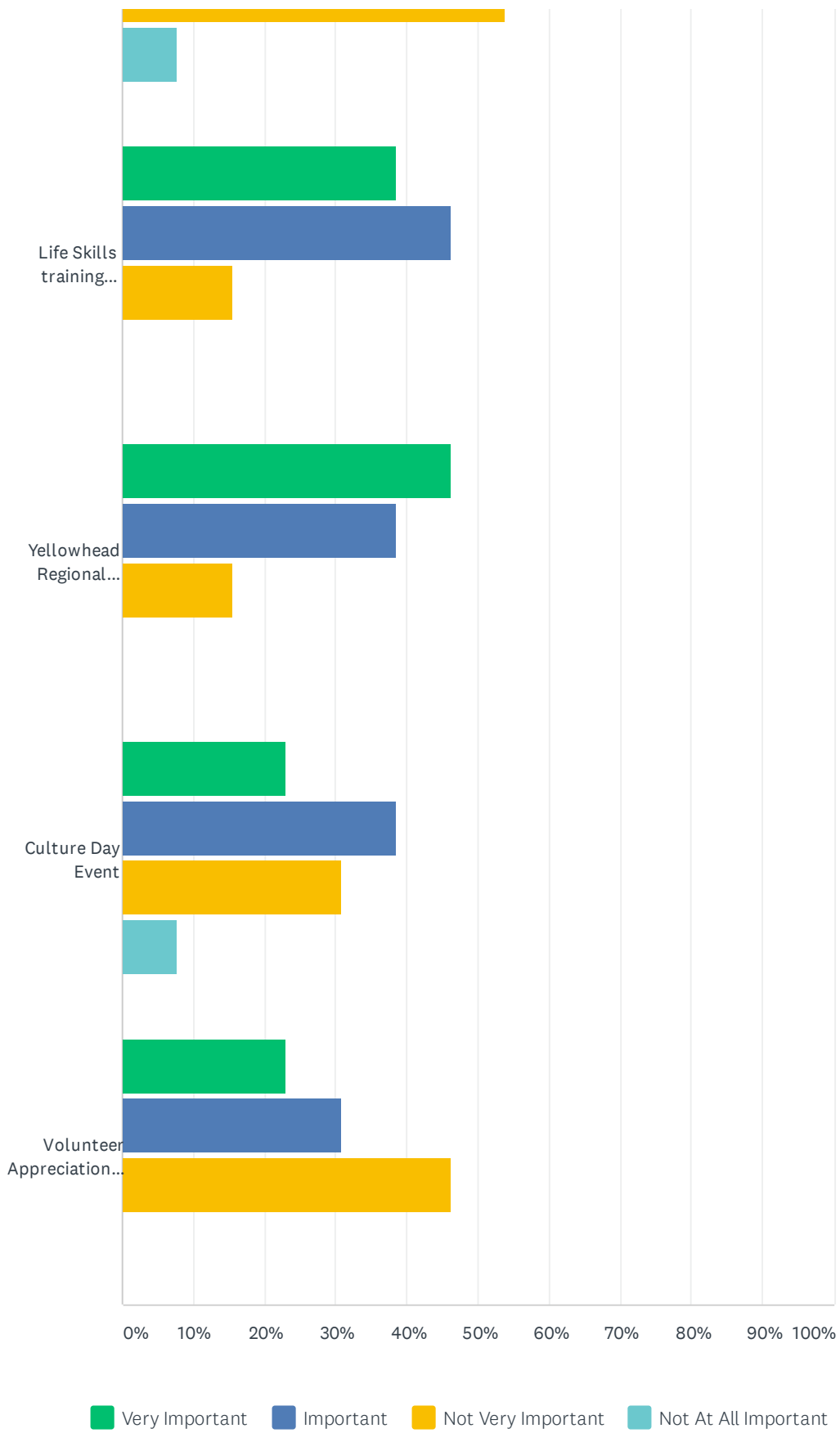
	VERY SATISFIED	SATISFIED	NOT VERY SATISFIED	NOT AT ALL SATISFIED	TOTAL RESPONDENTS
Exhibition Centre	21.43% 3	64.29% 9	14.29% 2	0.00% 0	14
Curling Rink	14.29% 2	78.57% 11	7.14% 1	0.00% 0	14
Diamond Centre	14.29% 2	71.43% 10	14.29% 2	0.00% 0	14
Aquatic Centre	21.43% 3	64.29% 9	14.29% 2	0.00% 0	14
Off-Leash Dog Park	0.00% 0	78.57% 11	7.14% 1	14.29% 2	14
Playgrounds/Parks	0.00% 0	100.00% 14	0.00% 0	0.00% 0	14
Walking Trails	0.00% 0	85.71% 12	7.14% 1	7.14% 1	14
Outdoor Fitness Centre	0.00% 0	85.71% 12	7.14% 1	7.14% 1	14

Q16 How important are the following, even if you do not use this service?

Answered: 13 Skipped: 14



Mayerthorpe Citizen Survey 2021

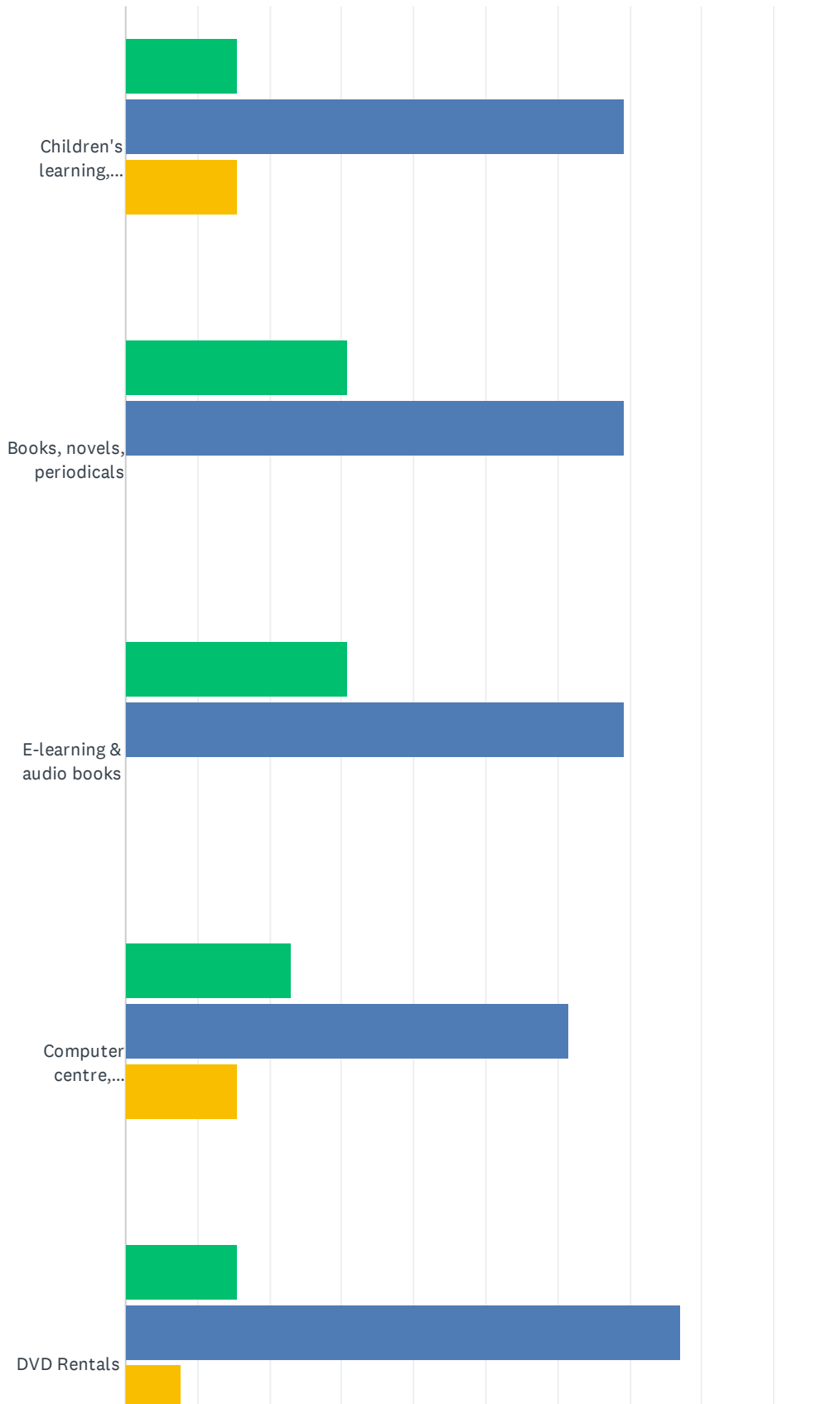


Mayerthorpe Citizen Survey 2021

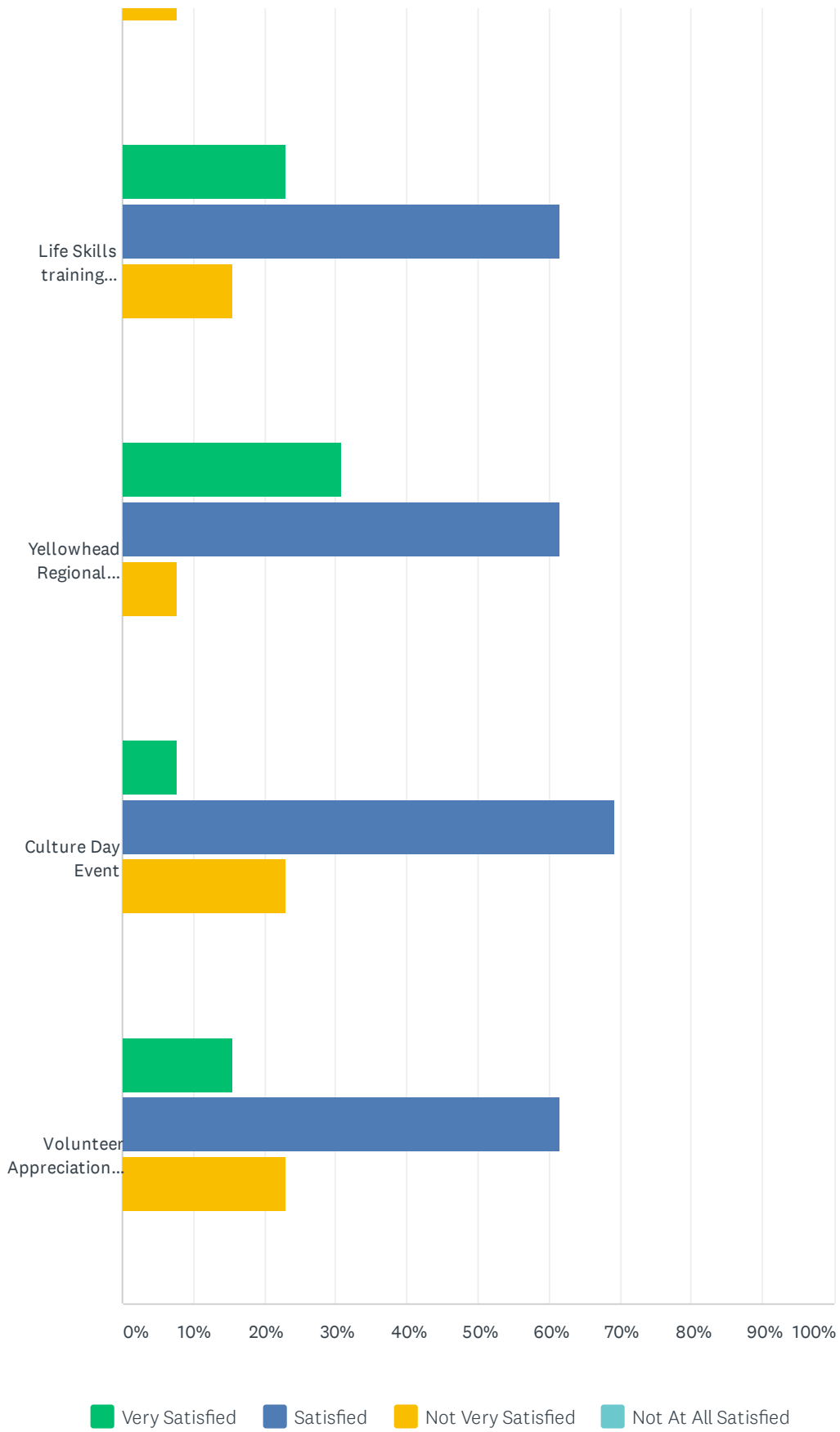
	VERY IMPORTANT	IMPORTANT	NOT VERY IMPORTANT	NOT AT ALL IMPORTANT	TOTAL RESPONDENTS
Children's learning, programming, and toys/games	61.54% 8	23.08% 3	15.38% 2	0.00% 0	13
Books, novels, periodicals	53.85% 7	30.77% 4	15.38% 2	0.00% 0	13
E-learning & audio books	38.46% 5	46.15% 6	15.38% 2	0.00% 0	13
Computer centre, software, video games	15.38% 2	46.15% 6	38.46% 5	0.00% 0	13
DVD Rentals	7.69% 1	30.77% 4	53.85% 7	7.69% 1	13
Life Skills training (crochet, culinary, art, photography, resume writing, etc.)	38.46% 5	46.15% 6	15.38% 2	0.00% 0	13
Yellowhead Regional Library Services (Book transfers, Supernet Access, etc.)	46.15% 6	38.46% 5	15.38% 2	0.00% 0	13
Culture Day Event	23.08% 3	38.46% 5	30.77% 4	7.69% 1	13
Volunteer Appreciation Event	23.08% 3	30.77% 4	46.15% 6	0.00% 0	13

Q17 How satisfied are the following, even if you do not use this service?

Answered: 13 Skipped: 14



Mayerthorpe Citizen Survey 2021

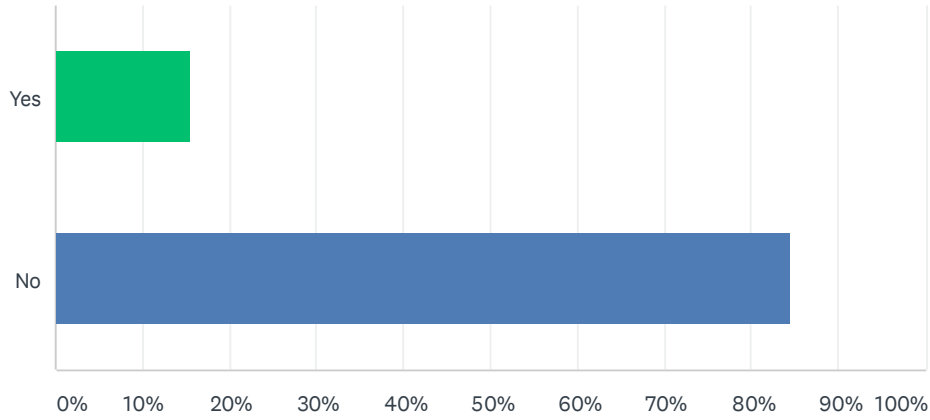


Mayerthorpe Citizen Survey 2021

	VERY SATISFIED	SATISFIED	NOT VERY SATISFIED	NOT AT ALL SATISFIED	TOTAL RESPONDENTS
Children's learning, programming, and toys/games	15.38% 2	69.23% 9	15.38% 2	0.00% 0	13
Books, novels, periodicals	30.77% 4	69.23% 9	0.00% 0	0.00% 0	13
E-learning & audio books	30.77% 4	69.23% 9	0.00% 0	0.00% 0	13
Computer centre, software, video games	23.08% 3	61.54% 8	15.38% 2	0.00% 0	13
DVD Rentals	15.38% 2	76.92% 10	7.69% 1	0.00% 0	13
Life Skills training (crochet, culinary, art, photography, resume writing, etc.)	23.08% 3	61.54% 8	15.38% 2	0.00% 0	13
Yellowhead Regional Library Services (Book transfers, Supernet Access, etc.)	30.77% 4	61.54% 8	7.69% 1	0.00% 0	13
Culture Day Event	7.69% 1	69.23% 9	23.08% 3	0.00% 0	13
Volunteer Appreciation Event	15.38% 2	61.54% 8	23.08% 3	0.00% 0	13

Q18 Have you contacted a Councillor in the past six months?

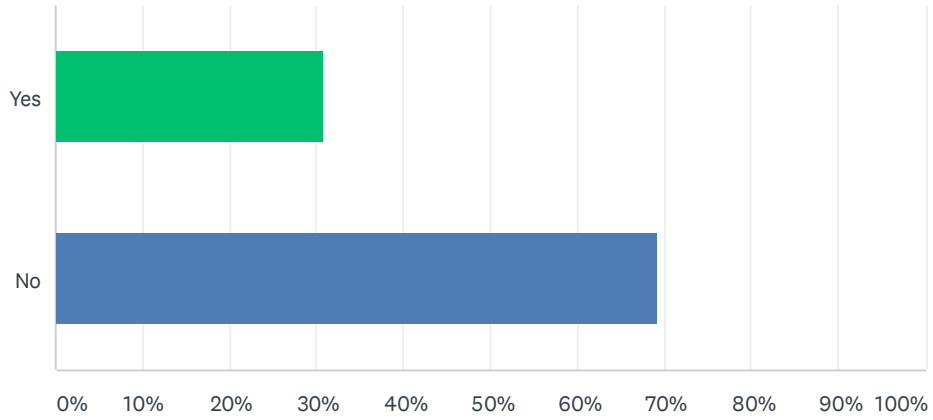
Answered: 13 Skipped: 14



ANSWER CHOICES	RESPONSES	
Yes	15.38%	2
No	84.62%	11
Total Respondents: 13		

Q19 Did the Councillor respond to your inquiry in a timely manner?

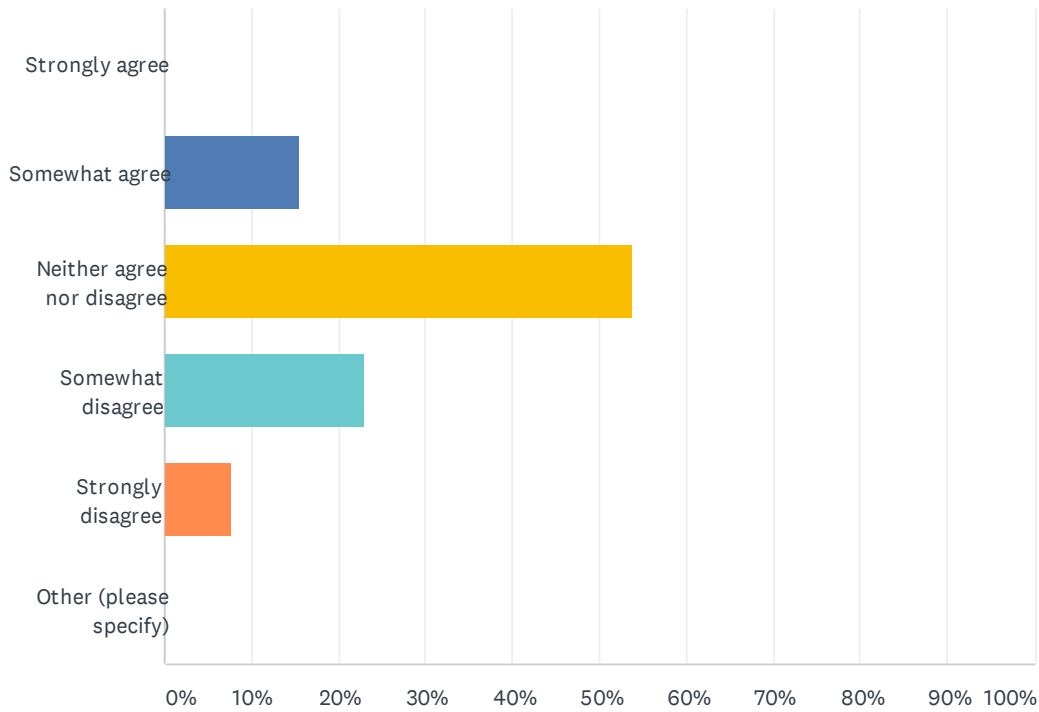
Answered: 13 Skipped: 14



ANSWER CHOICES	RESPONSES	
Yes	30.77%	4
No	69.23%	9
Total Respondents: 13		

Q20 Please select one of the following regarding your ability to influence municipal decisions made by Council affecting Mayerthorpe ?

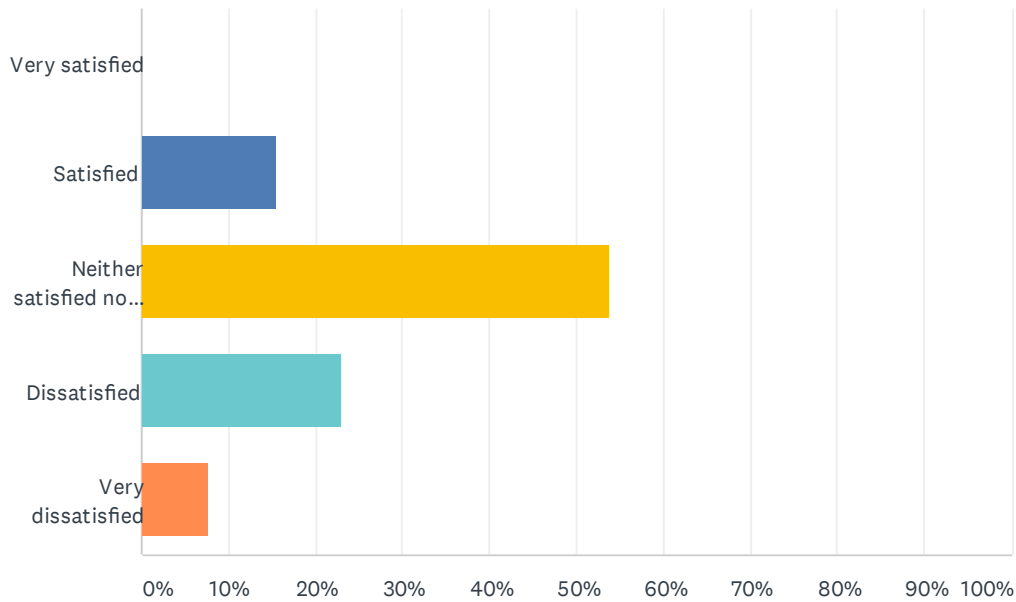
Answered: 13 Skipped: 14



ANSWER CHOICES	RESPONSES	
Strongly agree	0.00%	0
Somewhat agree	15.38%	2
Neither agree nor disagree	53.85%	7
Somewhat disagree	23.08%	3
Strongly disagree	7.69%	1
Other (please specify)	0.00%	0
Total Respondents: 13		

Q21 How satisfied are you with your ability to influence municipal decisions made by Council affecting Mayerthorpe?

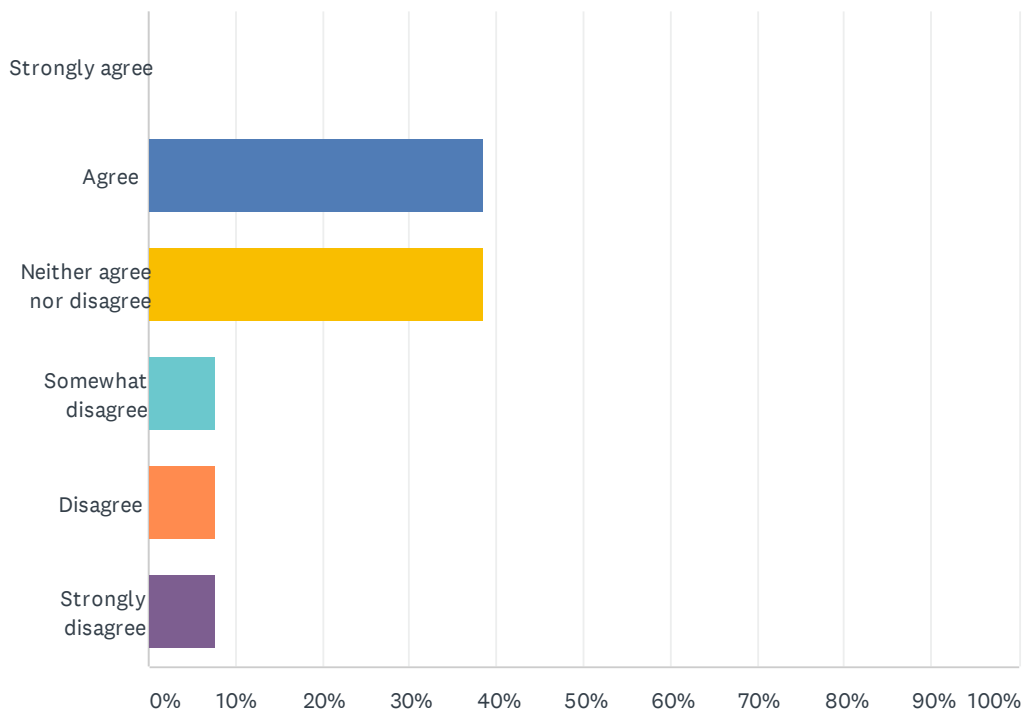
Answered: 13 Skipped: 14



ANSWER CHOICES	RESPONSES	
Very satisfied	0.00%	0
Satisfied	15.38%	2
Neither satisfied nor dissatisfied	53.85%	7
Dissatisfied	23.08%	3
Very dissatisfied	7.69%	1
Total Respondents: 13		

Q22 Do you agree or disagree that Council communication is meeting the needs of the community? Quick Fact: Council communications consist of Mayor Videos, Press Releases, Mayor's Message in Newsletter, Budget Highlights and Financial Report, Town Halls, and one on one meetings, telephone calls, or letters.

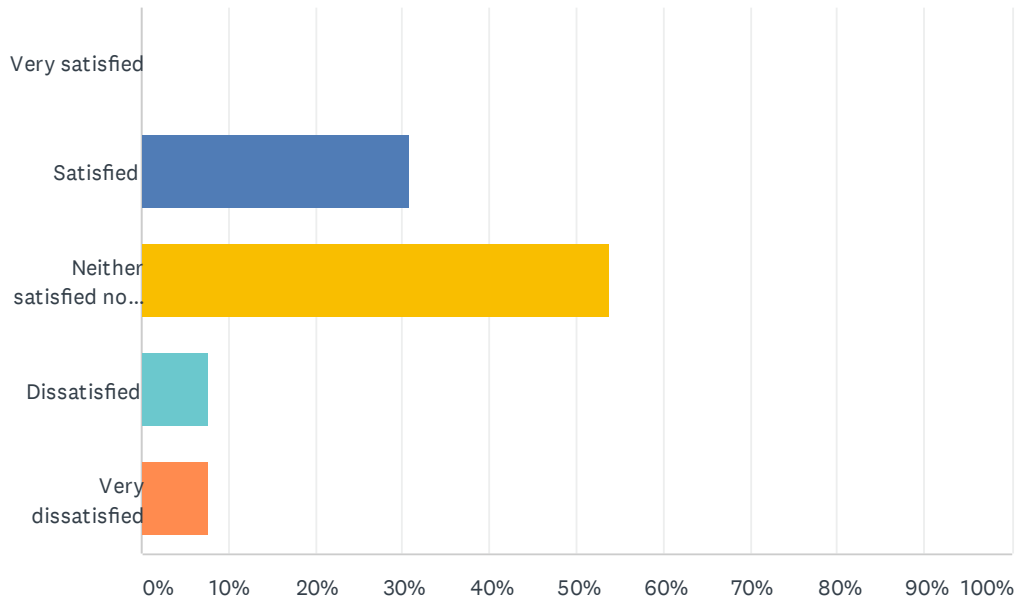
Answered: 13 Skipped: 14



ANSWER CHOICES	RESPONSES
Strongly agree	0.00% 0
Agree	38.46% 5
Neither agree nor disagree	38.46% 5
Somewhat disagree	7.69% 1
Disagree	7.69% 1
Strongly disagree	7.69% 1
Total Respondents: 13	

Q23 Please rate your satisfaction with Council communications ?

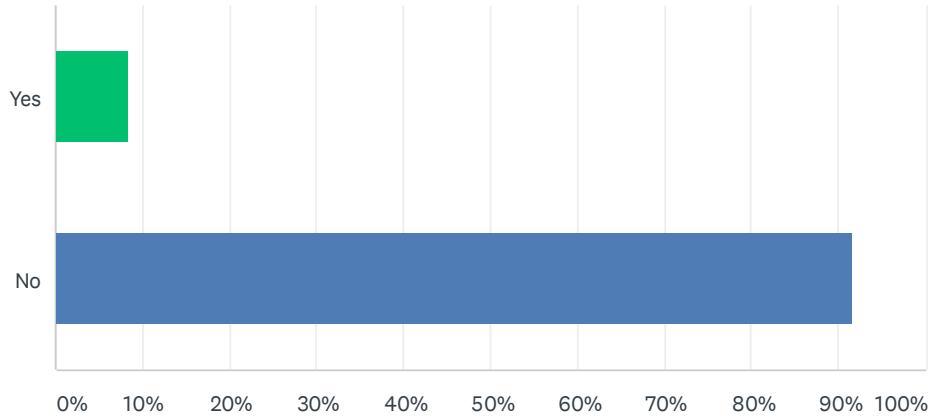
Answered: 13 Skipped: 14



ANSWER CHOICES	RESPONSES	
Very satisfied	0.00%	0
Satisfied	30.77%	4
Neither satisfied nor dissatisfied	53.85%	7
Dissatisfied	7.69%	1
Very dissatisfied	7.69%	1
Total Respondents: 13		

Q24 Did you know that in 2020 the Town of Mayerthorpe increased its Statement of Financial Position Total Assets by \$1,444,109 being a total of \$30,177,953?

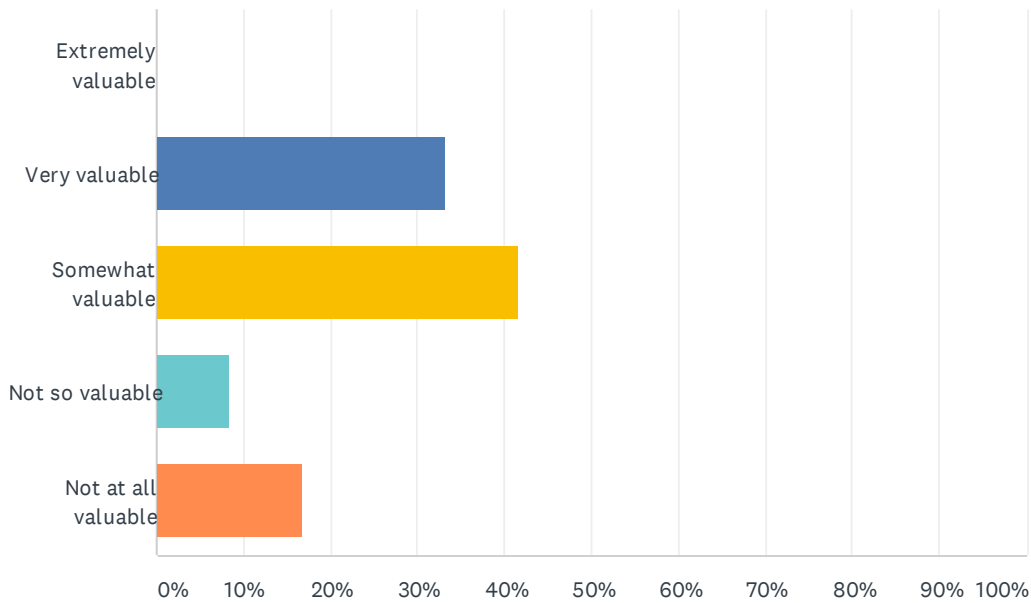
Answered: 12 Skipped: 15



ANSWER CHOICES	RESPONSES
Yes	8.33% 1
No	91.67% 11
Total Respondents: 12	

Q25 Town taxes and user fees (water/sewer/waste/facility fees/equipment rental, etc.) pay for all the Town services you have access to. Please rate the value you feel you receive from the municipal taxes and fees you pay to the Town. Quick Fact: Based on 2020, Mayerthorpe's municipal tax rate is 7.27% lower than Viking (population of 1,083) and is 33.51% lower than Oyen (population of 1,022) and is .26% lower than Two Hills (population of 1,443).

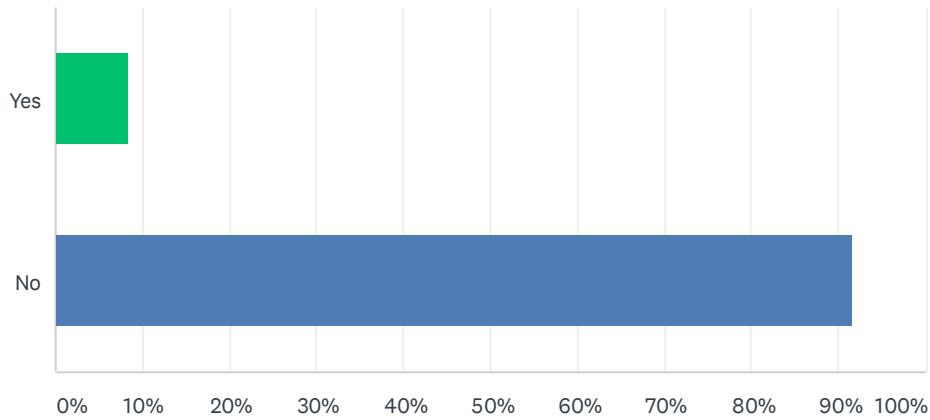
Answered: 12 Skipped: 15



ANSWER CHOICES	RESPONSES	
Extremely valuable	0.00%	0
Very valuable	33.33%	4
Somewhat valuable	41.67%	5
Not so valuable	8.33%	1
Not at all valuable	16.67%	2
Total Respondents: 12		

Q26 Did you know that in 2019, the Town of Mayerthorpe met twelve (12) out of thirteen (13) municipal performance indicators (financial, governance, and community) demonstrating that the Town is viable?

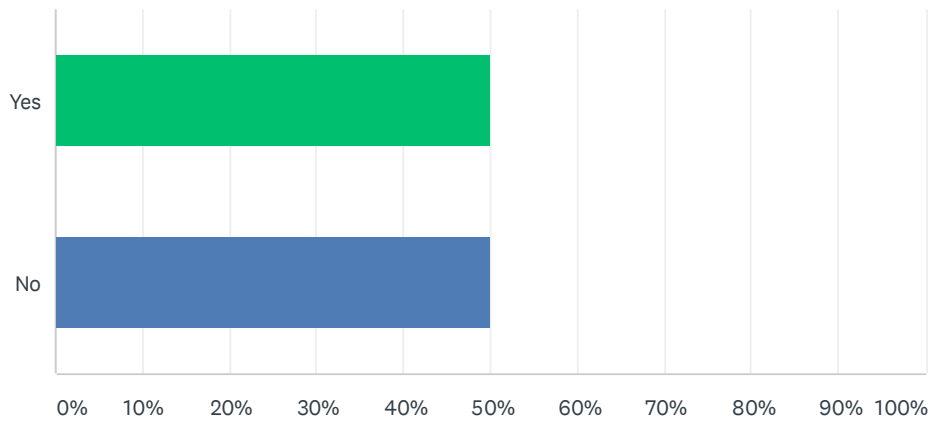
Answered: 12 Skipped: 15



ANSWER CHOICES	RESPONSES	
Yes	8.33%	1
No	91.67%	11
Total Respondents: 12		

Q27 Did you know that the Province downloaded policing costs to municipalities with populations of 5,000 or less? Specifically, where Mayerthorpe is concerned, ratepayers will see an increase in municipal taxes in 2020 - \$23,064, 2021 - \$34,620, and 2022 - \$46,127 as a direct result.

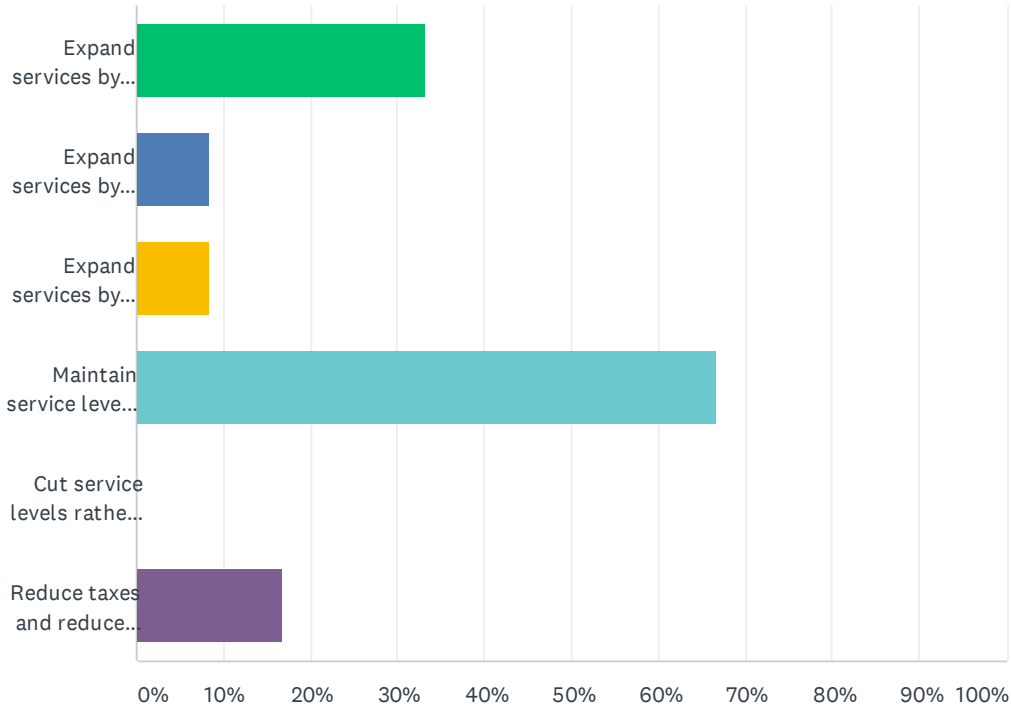
Answered: 12 Skipped: 15



ANSWER CHOICES	RESPONSES	
Yes	50.00%	6
No	50.00%	6
Total Respondents: 12		

Q28 The Town must balance Town taxes and user fees WITH service delivery levels established by Council. To do this, which one of the following options would you most like Council to pursue?

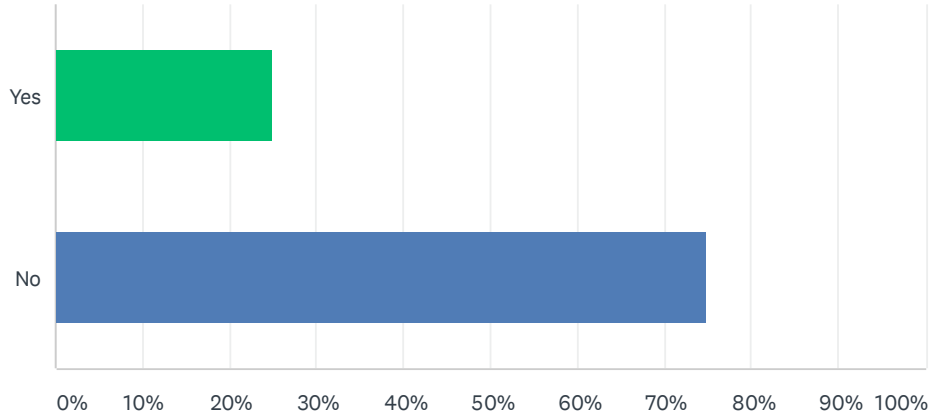
Answered: 12 Skipped: 15



ANSWER CHOICES	RESPONSES	
Expand services by increasing USER FEES	33.33%	4
Expand services by increasing TAXES	8.33%	1
Expand services by increasing USER FEES and TAXES (use the comment box to break down percentages eg.) 50% USER, 50% TAXES)	8.33%	1
Maintain service levels — only increase user fees and taxes to account for inflation	66.67%	8
Cut service levels rather than increase taxes and user fees	0.00%	0
Reduce taxes and reduce service levels	16.67%	2
Total Respondents: 12		

Q29 Did you know that the Town of Mayerthorpe underwent a Municipal Accountability Review in 2020 to ensure compliance with statutes and regulations essential to good governance, the successful operation of a municipality and the viability, safety and well-being of a community and that the Town of Mayerthorpe currently complies with all thirty-six legislative requirements?

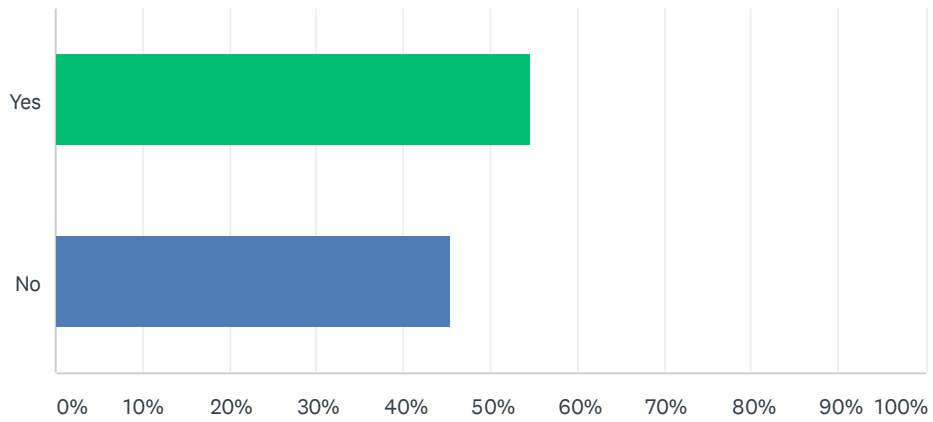
Answered: 12 Skipped: 15



ANSWER CHOICES	RESPONSES	
Yes	25.00%	3
No	75.00%	9
Total Respondents: 12		

Q30 Have you contacted or dealt with the Town or a Town employee in the last six months?

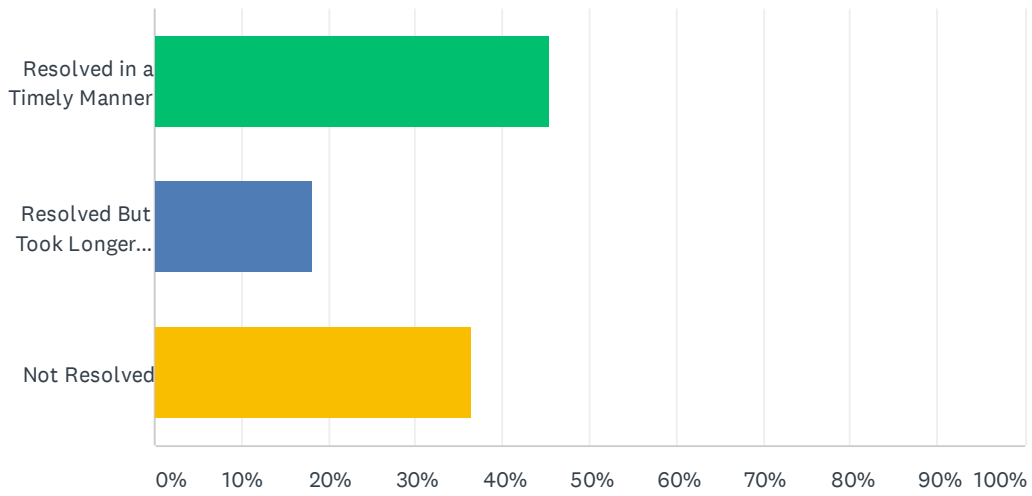
Answered: 11 Skipped: 16



ANSWER CHOICES	RESPONSES	
Yes	54.55%	6
No	45.45%	5
Total Respondents: 11		

Q31 If you answered "Yes", would you say the matter you contacted the Town was:

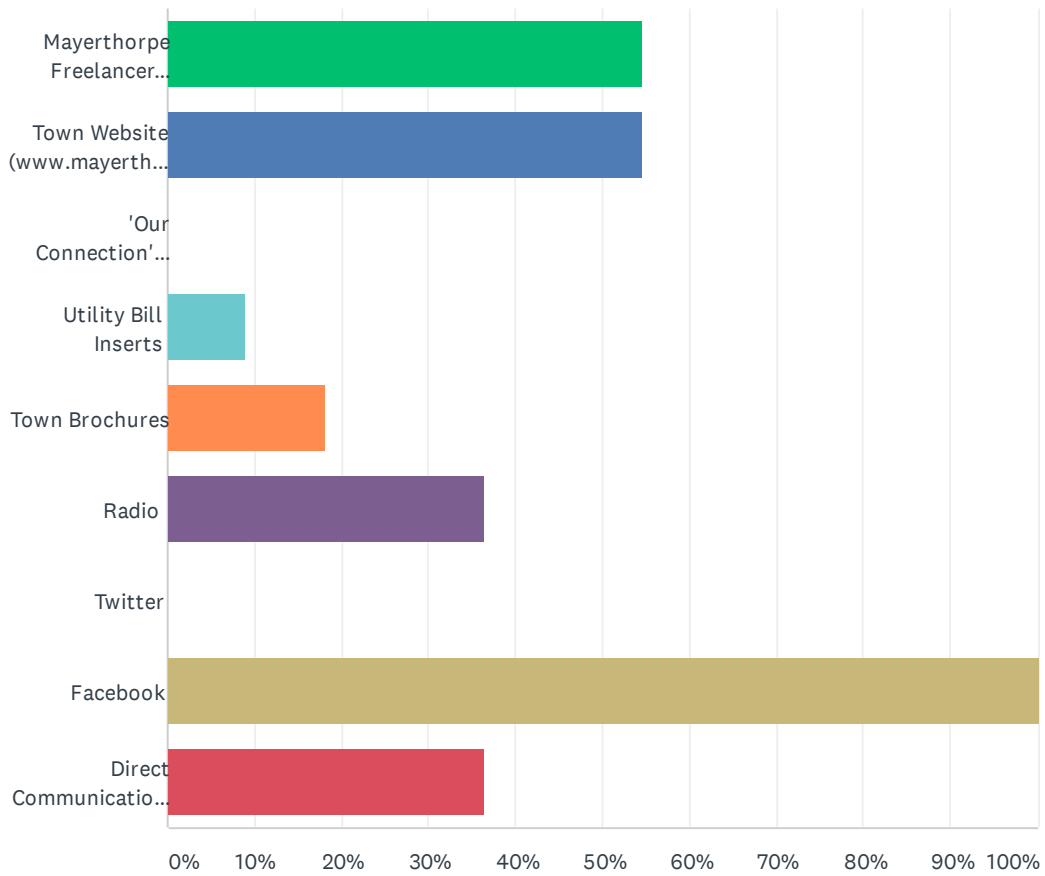
Answered: 11 Skipped: 16



ANSWER CHOICES	RESPONSES	
Resolved in a Timely Manner	45.45%	5
Resolved But Took Longer Than Expected	18.18%	2
Not Resolved	36.36%	4
Total Respondents: 11		

Q32 What are your THREE main sources of information about the Town's news, programs, bylaws, etc.?

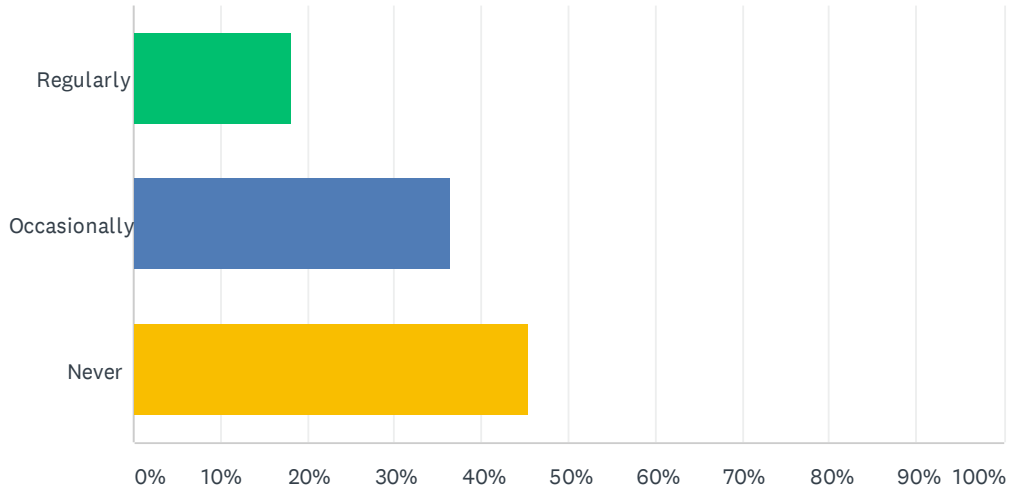
Answered: 11 Skipped: 16



ANSWER CHOICES	RESPONSES	
Mayerthorpe Freelancer Public Notices	54.55%	6
Town Website (www.mayerthorpe.ca)	54.55%	6
'Our Connection' Newsletter	0.00%	0
Utility Bill Inserts	9.09%	1
Town Brochures	18.18%	2
Radio	36.36%	4
Twitter	0.00%	0
Facebook	100.00%	11
Direct Communication - Councillor/Town Employee	36.36%	4
Total Respondents: 11		

Q33 How often do you read the Town's weekly 'Public Notices' placement in the local paper?

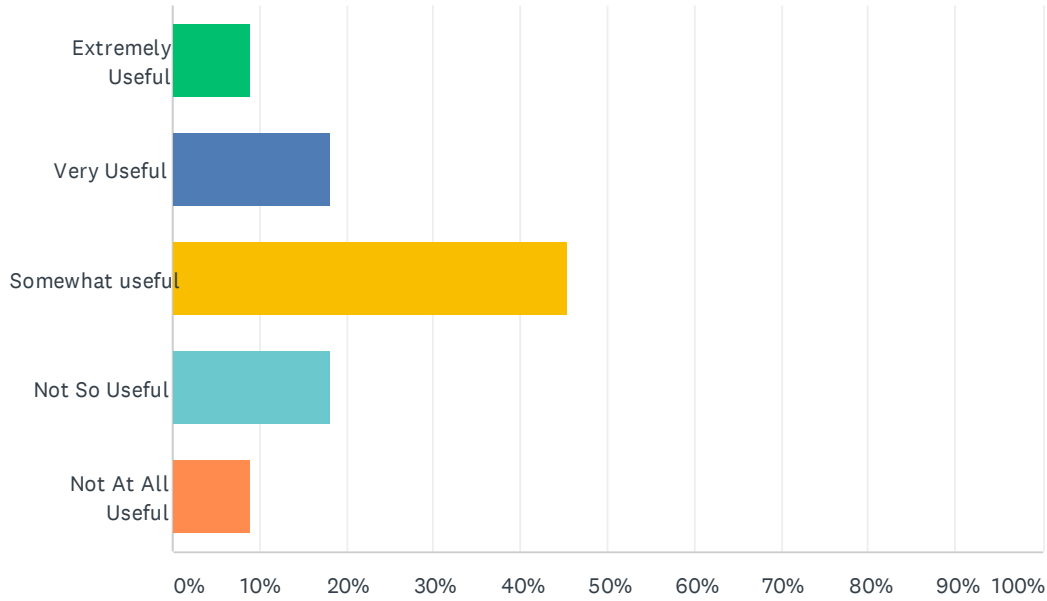
Answered: 11 Skipped: 16



ANSWER CHOICES	RESPONSES	
Regularly	18.18%	2
Occasionally	36.36%	4
Never	45.45%	5
Total Respondents: 11		

Q34 How useful do you find the Town of Mayerthorpe website (www.mayerthorpe.ca)?

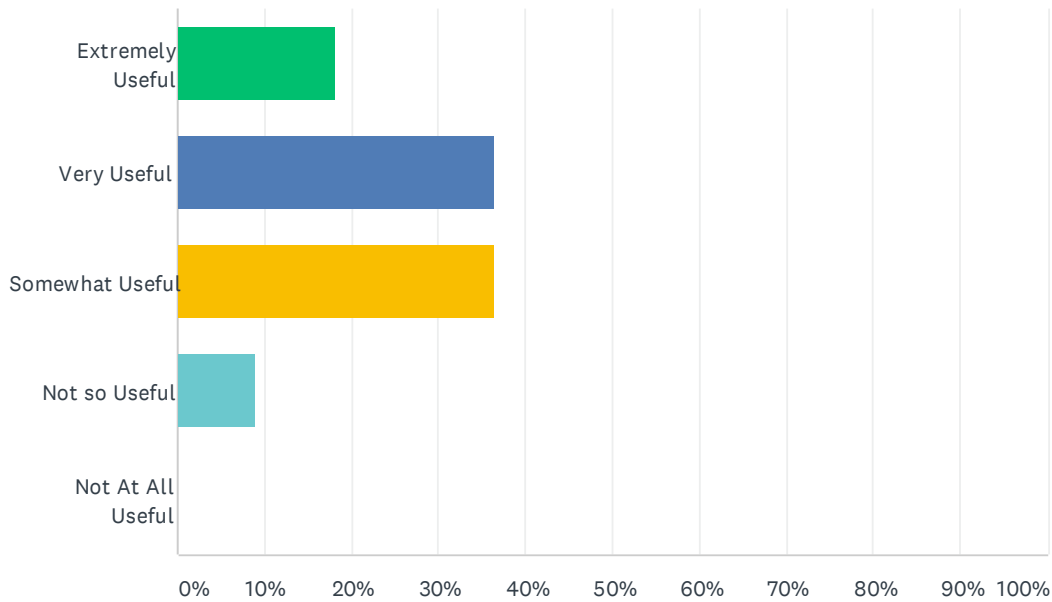
Answered: 11 Skipped: 16



ANSWER CHOICES	RESPONSES
Extremely Useful	9.09% 1
Very Useful	18.18% 2
Somewhat useful	45.45% 5
Not So Useful	18.18% 2
Not At All Useful	9.09% 1
Total Respondents: 11	

Q35 How useful do you find the Town of Mayerthorpe Facebook Page (My Mayerthorpe)?

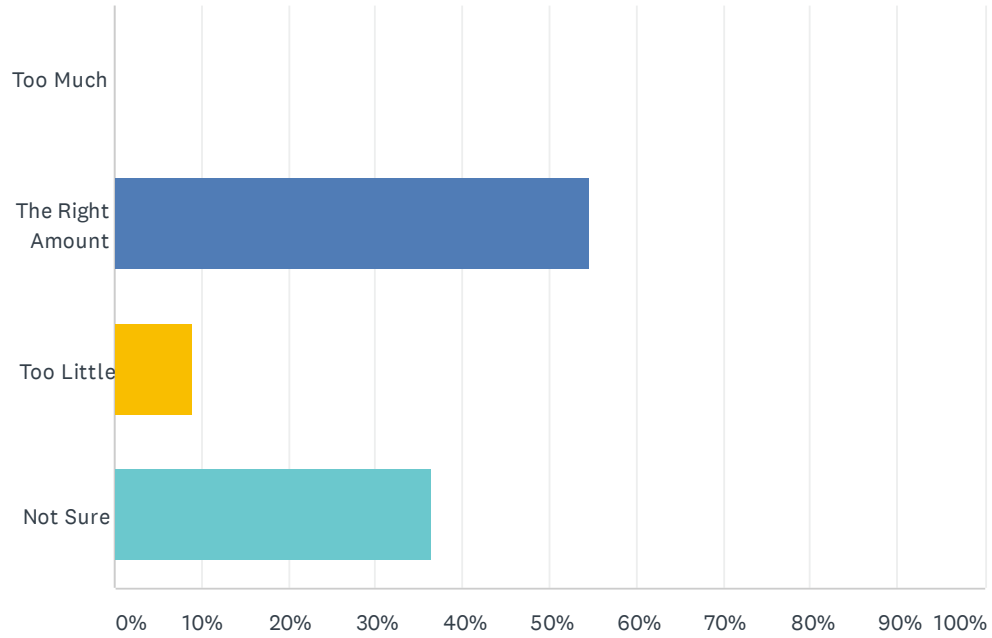
Answered: 11 Skipped: 16



ANSWER CHOICES	RESPONSES	
Extremely Useful	18.18%	2
Very Useful	36.36%	4
Somewhat Useful	36.36%	4
Not so Useful	9.09%	1
Not At All Useful	0.00%	0
Total Respondents: 11		

Q36 Considering the communications you receive from the Town, would you say you receive...

Answered: 11 Skipped: 16



ANSWER CHOICES	RESPONSES	
Too Much	0.00%	0
The Right Amount	54.55%	6
Too Little	9.09%	1
Not Sure	36.36%	4
Total Respondents: 11		

Q37 How do you believe Town of Mayerthorpe can improve its communications?

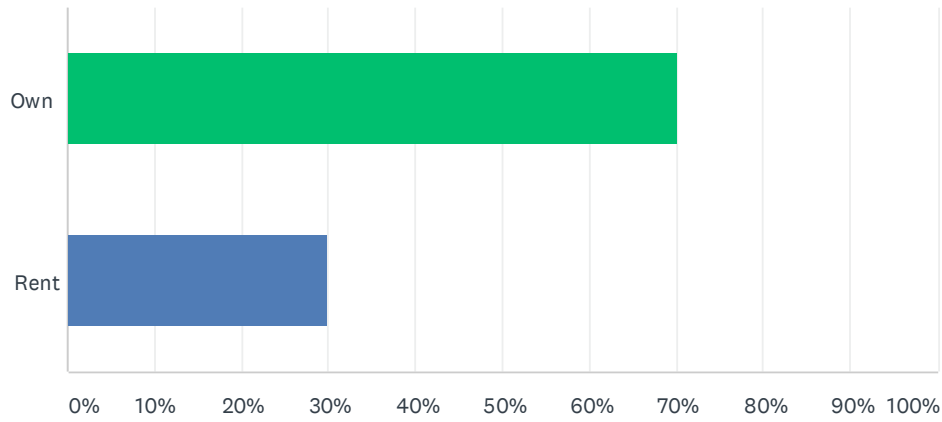
Answered: 5 Skipped: 22

Q38 OPTIONAL: What is the ONE top priority for Council of the Town of Mayerthorpe to address?

Answered: 6 Skipped: 21

Q39 Do you own or rent your PRIMARY residence in Mayerthorpe?

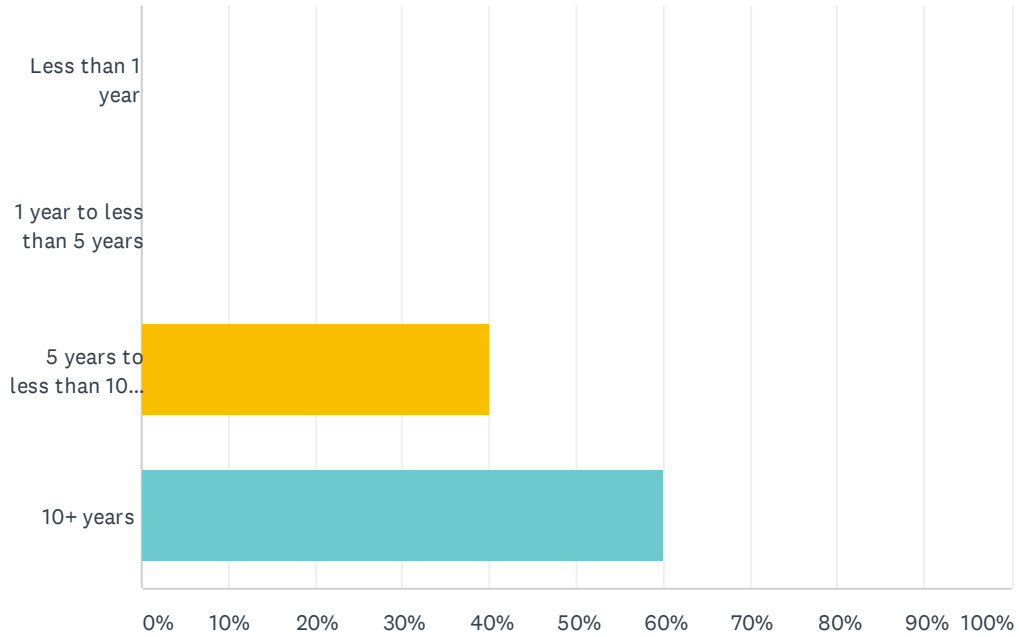
Answered: 10 Skipped: 17



ANSWER CHOICES	RESPONSES	
Own	70.00%	7
Rent	30.00%	3
Total Respondents: 10		

Q40 How long have you been a resident of Mayerthorpe?

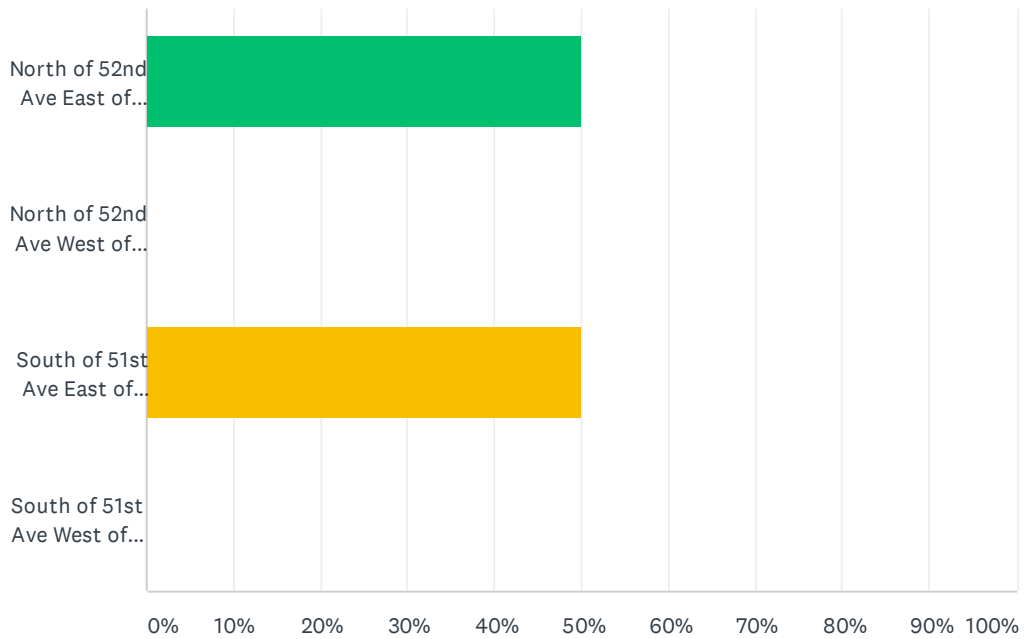
Answered: 10 Skipped: 17



ANSWER CHOICES	RESPONSES	
Less than 1 year	0.00%	0
1 year to less than 5 years	0.00%	0
5 years to less than 10 years	40.00%	4
10+ years	60.00%	6
Total Respondents: 10		

Q41 OPTIONAL: Please indicate where you live in the Town by selecting one of the following:

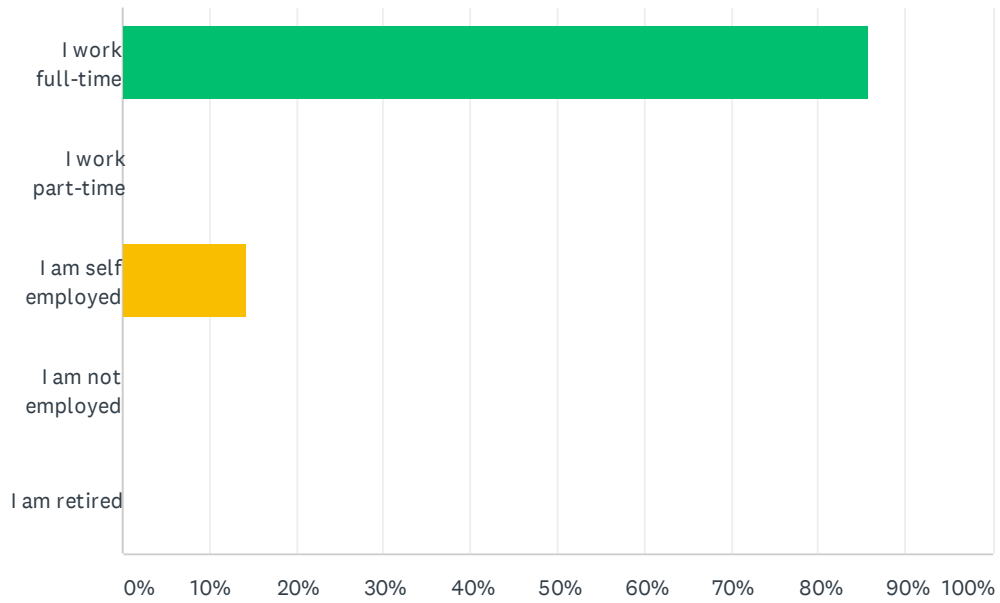
Answered: 2 Skipped: 25



ANSWER CHOICES	RESPONSES	
North of 52nd Ave East of 50th Street	50.00%	1
North of 52nd Ave West of 50th Street	0.00%	0
South of 51st Ave East of 50th Street	50.00%	1
South of 51st Ave West of 50th Street	0.00%	0
Total Respondents: 2		

Q42 OPTIONAL: Which of the following categories best applies?

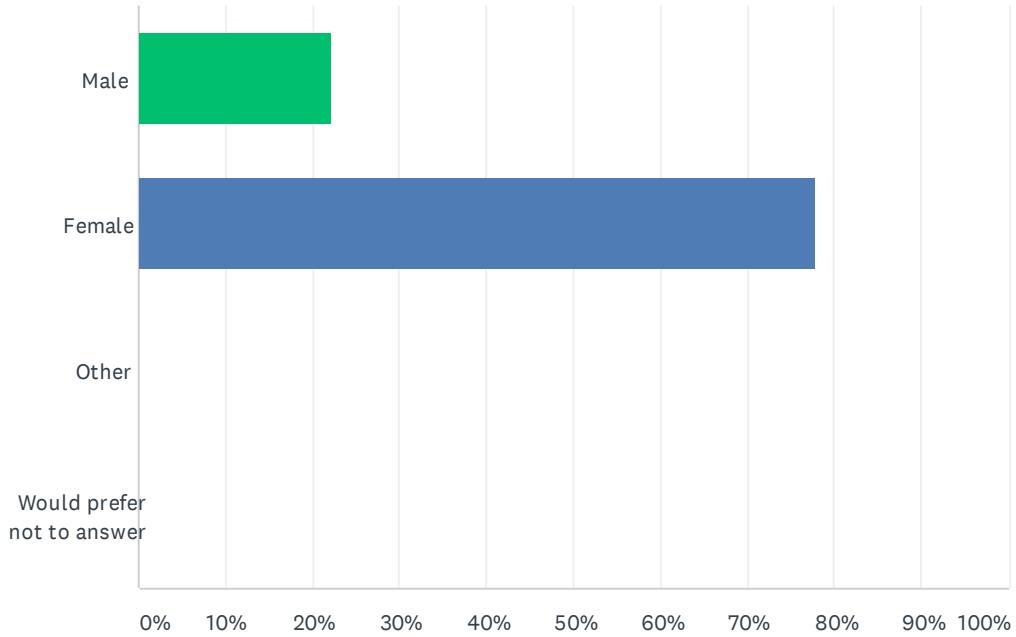
Answered: 7 Skipped: 20



ANSWER CHOICES	RESPONSES	
I work full-time	85.71%	6
I work part-time	0.00%	0
I am self employed	14.29%	1
I am not employed	0.00%	0
I am retired	0.00%	0
Total Respondents: 7		

Q43 OPTIONAL: Your gender?

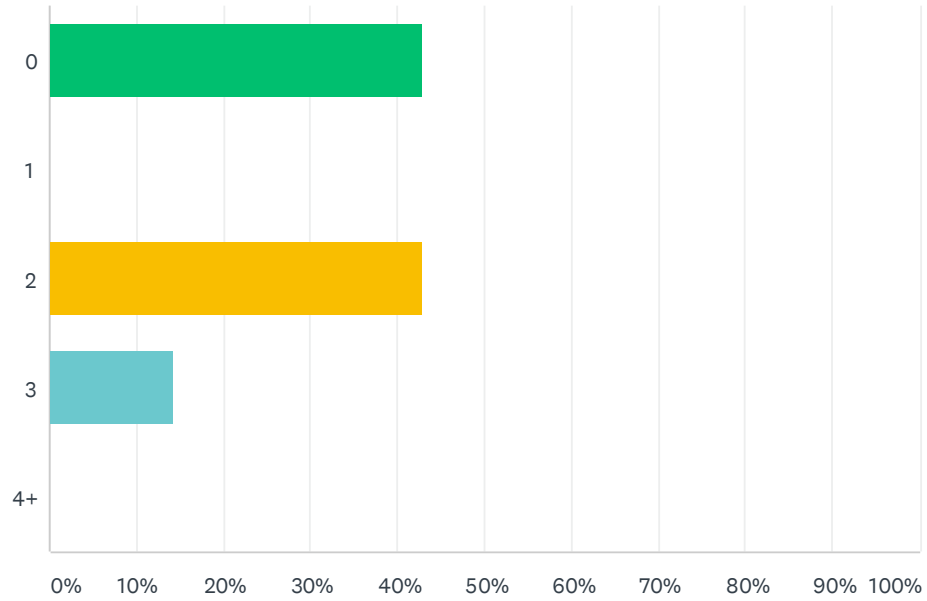
Answered: 9 Skipped: 18



ANSWER CHOICES	RESPONSES
Male	22.22% 2
Female	77.78% 7
Other	0.00% 0
Would prefer not to answer	0.00% 0
Total Respondents: 9	

Q44 OPTIONAL: The number of children living in my residence is...

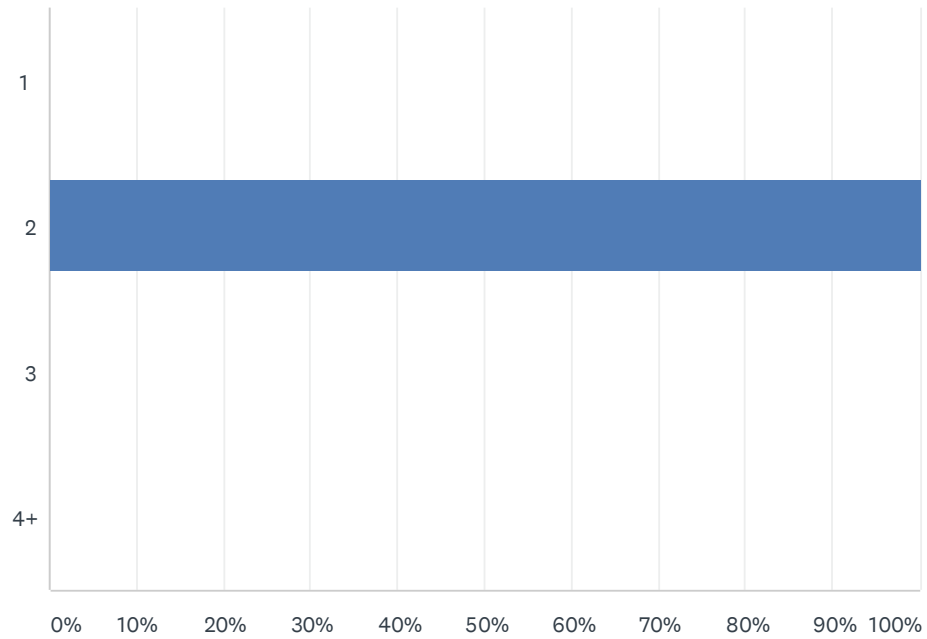
Answered: 7 Skipped: 20



ANSWER CHOICES	RESPONSES	
0	42.86%	3
1	0.00%	0
2	42.86%	3
3	14.29%	1
4+	0.00%	0
Total Respondents: 7		

Q45 OPTIONAL: The number of adults living in my residence is...

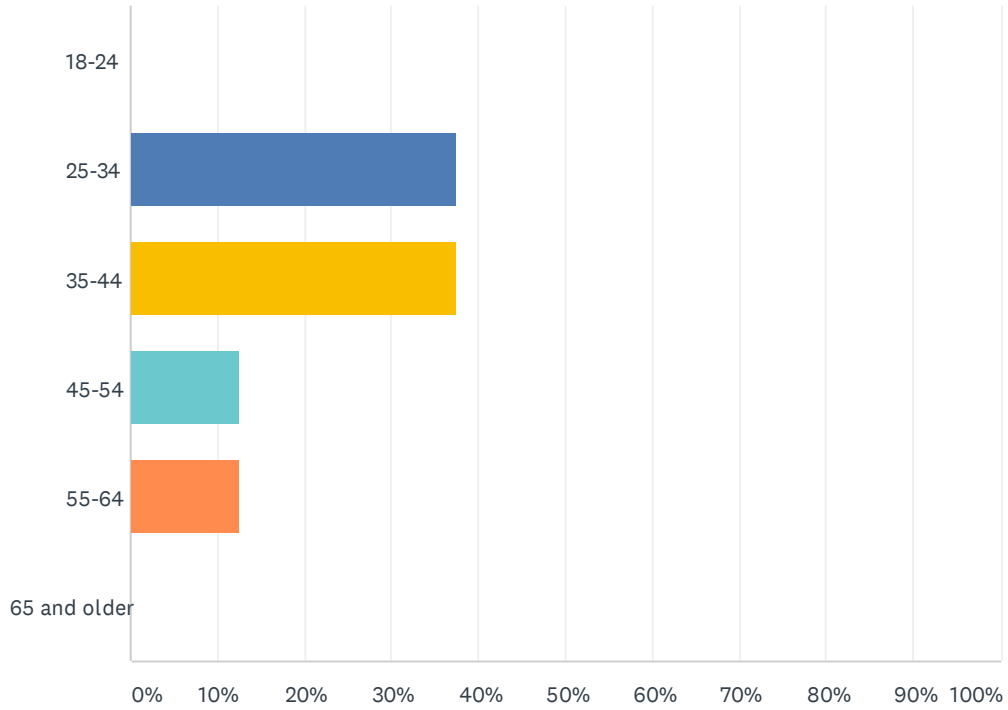
Answered: 7 Skipped: 20



ANSWER CHOICES	RESPONSES
1	0.00% 0
2	100.00% 7
3	0.00% 0
4+	0.00% 0
Total Respondents: 7	

Q46 OPTIONAL: What age group are you in?

Answered: 8 Skipped: 19



ANSWER CHOICES	RESPONSES	
18-24	0.00%	0
25-34	37.50%	3
35-44	37.50%	3
45-54	12.50%	1
55-64	12.50%	1
65 and older	0.00%	0
Total Respondents: 8		