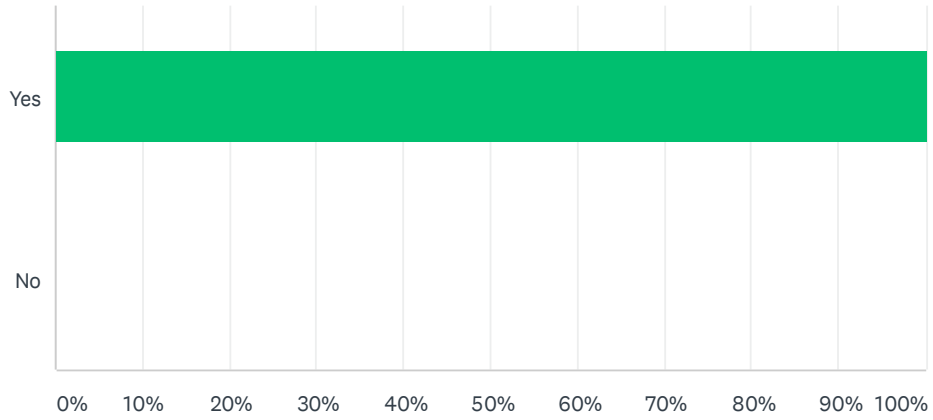


## Q1 Do you live in the Town of Mayerthorpe?

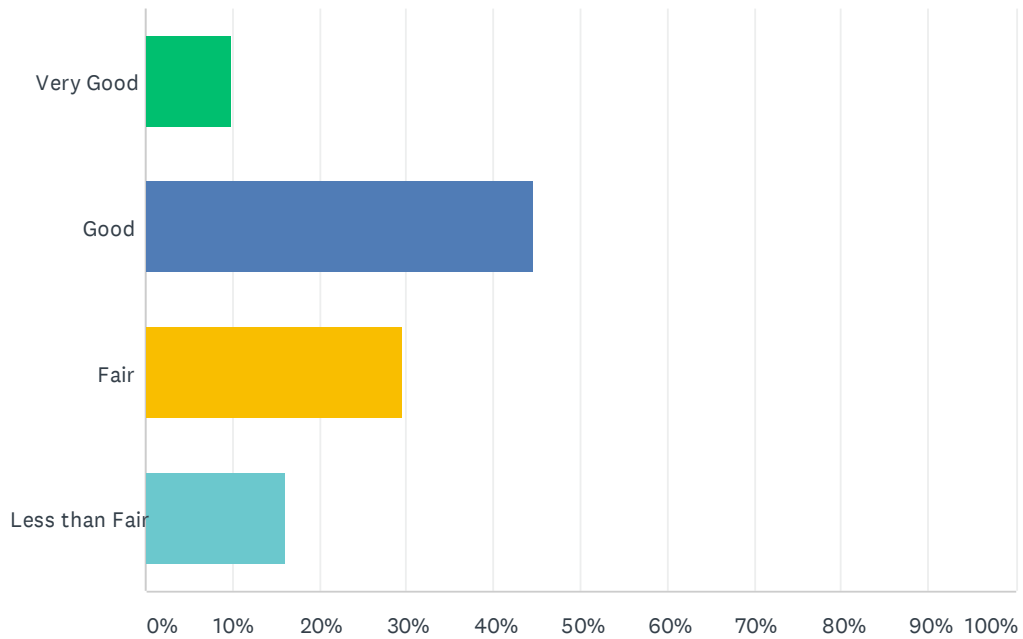
Answered: 113 Skipped: 0



| ANSWER CHOICES         | RESPONSES |     |
|------------------------|-----------|-----|
| Yes                    | 100.00%   | 113 |
| No                     | 0.00%     | 0   |
| Total Respondents: 113 |           |     |

## Q2 Thinking about public service amenities in Town. In general, how would you rate your quality of life in Mayerthorpe?

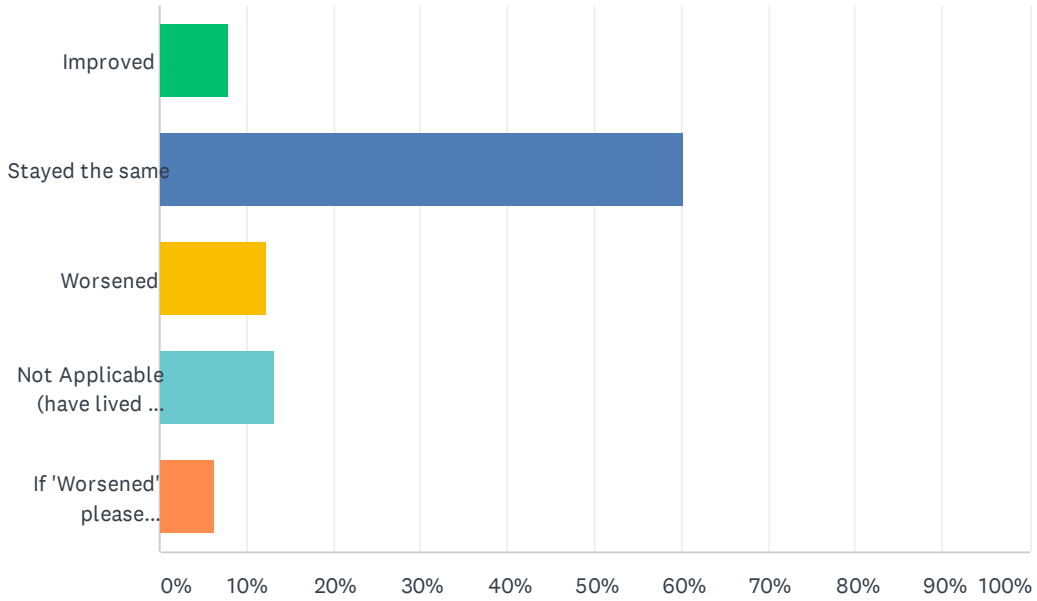
Answered: 112 Skipped: 1



| ANSWER CHOICES         | RESPONSES |    |
|------------------------|-----------|----|
| Very Good              | 9.82%     | 11 |
| Good                   | 44.64%    | 50 |
| Fair                   | 29.46%    | 33 |
| Less than Fair         | 16.07%    | 18 |
| Total Respondents: 112 |           |    |

### Q3 Do you feel your quality of life in Mayerthorpe in the past 5 years has...

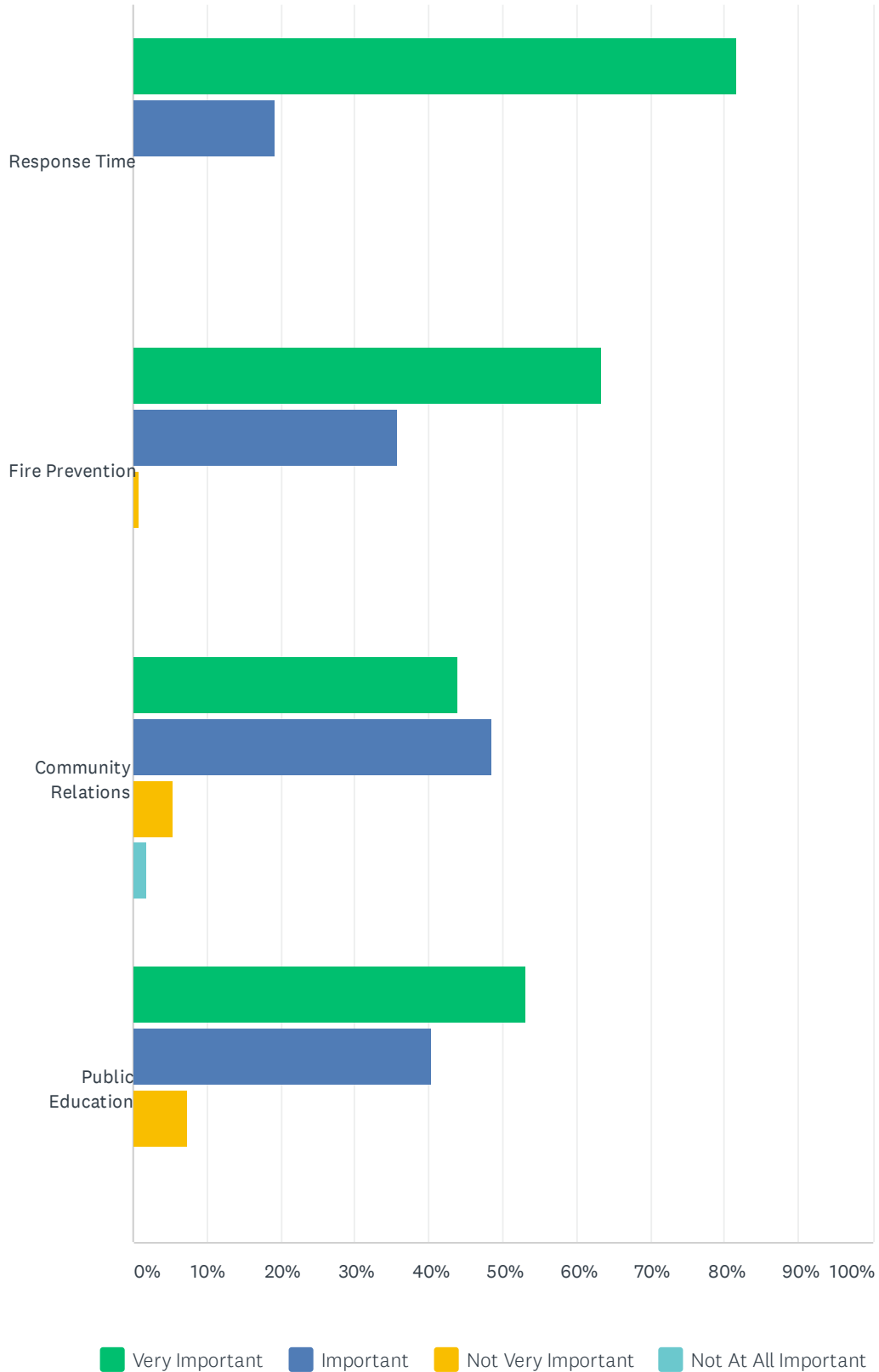
Answered: 113 Skipped: 0



| ANSWER CHOICES   | RESPONSES |    |
|--|-----------|----|
| Improved   | 7.96%     | 9  |
| Stayed the same  | 60.18%    | 68 |
| Worsened   | 12.39%    | 14 |
| Not Applicable (have lived in Mayerthorpe less than 5 years) | 13.27%    | 15 |
| If 'Worsened' please explain:                                | 6.19%     | 7  |
| Total Respondents: 113                                       |           |    |

## Q4 How important are the following to you?

Answered: 109 Skipped: 4

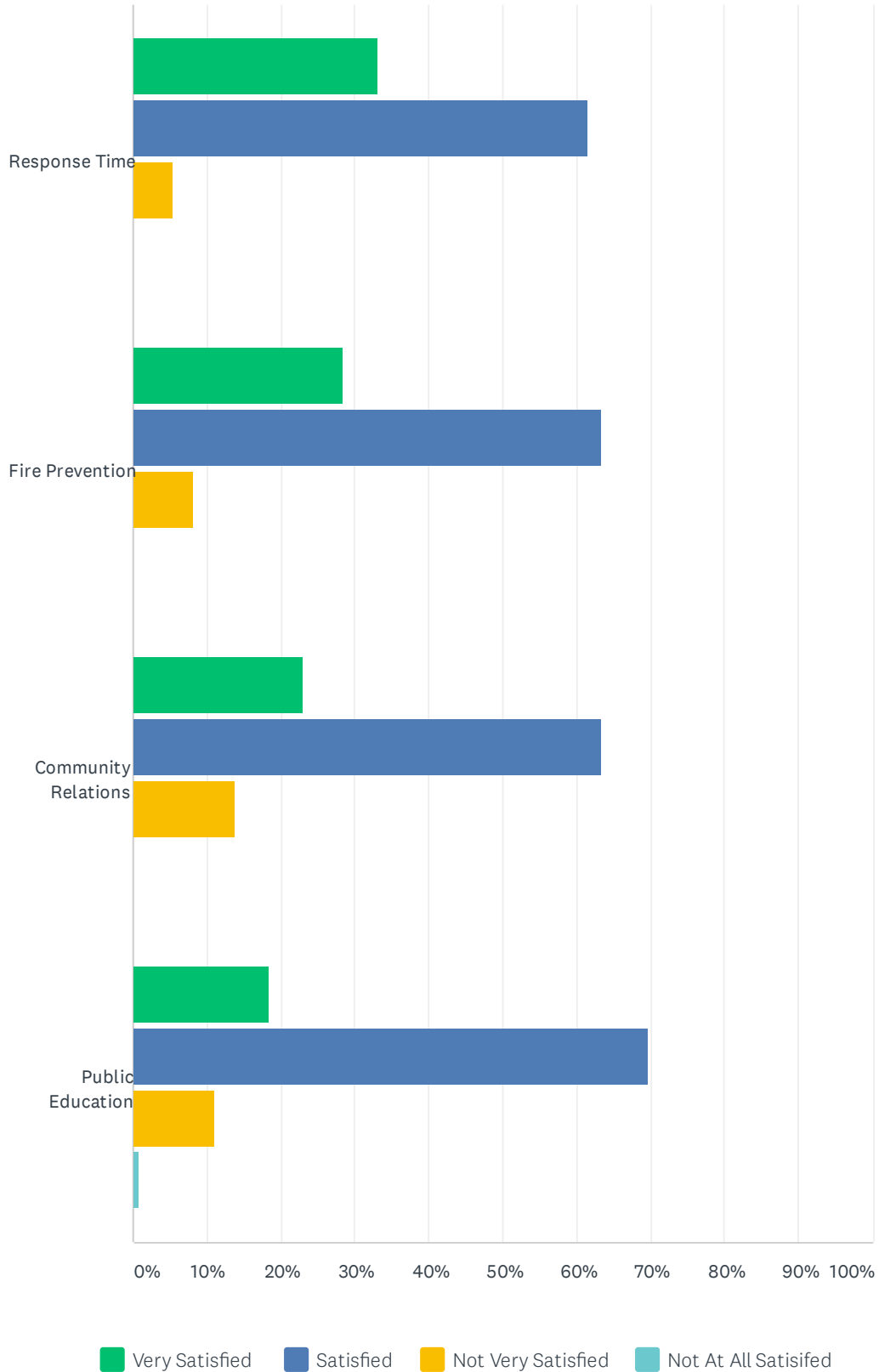


Mayerthorpe Citizen Survey 2021

|                     | <b>VERY IMPORTANT</b> | <b>IMPORTANT</b> | <b>NOT VERY IMPORTANT</b> | <b>NOT AT ALL IMPORTANT</b> | <b>TOTAL RESPONDENTS</b> |
|---------------------|-----------------------|------------------|---------------------------|-----------------------------|--------------------------|
| Response Time       | 81.65%<br>89          | 19.27%<br>21     | 0.00%<br>0                | 0.00%<br>0                  | 109                      |
| Fire Prevention     | 63.30%<br>69          | 35.78%<br>39     | 0.92%<br>1                | 0.00%<br>0                  | 109                      |
| Community Relations | 44.04%<br>48          | 48.62%<br>53     | 5.50%<br>6                | 1.83%<br>2                  | 109                      |
| Public Education    | 53.21%<br>58          | 40.37%<br>44     | 7.34%<br>8                | 0.00%<br>0                  | 109                      |

### Q5 How satisfied are you with the following?

Answered: 109 Skipped: 4

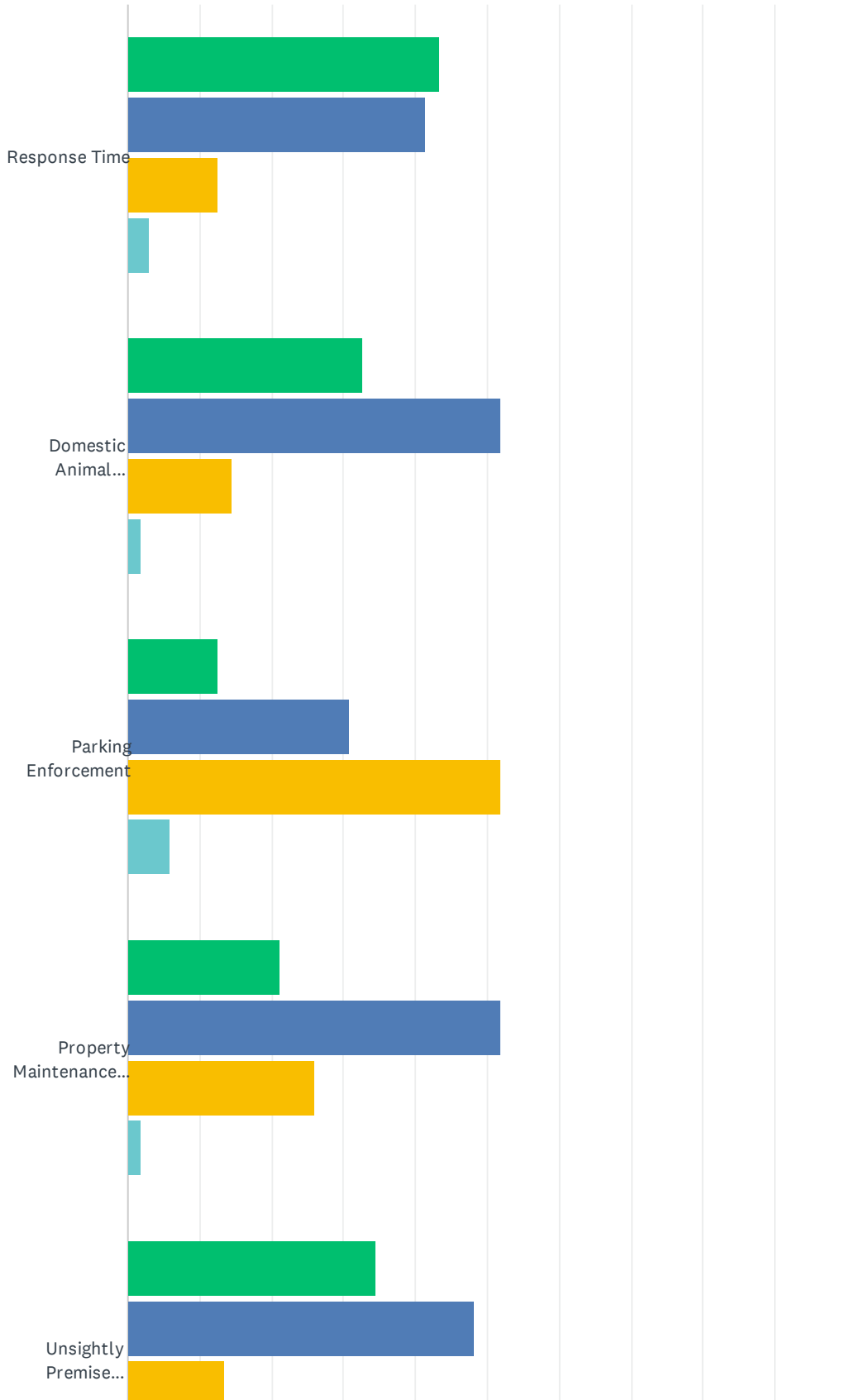


Mayerthorpe Citizen Survey 2021

|                     | <b>VERY SATISFIED</b> | <b>SATISFIED</b> | <b>NOT VERY SATISFIED</b> | <b>NOT AT ALL SATISFIED</b> | <b>TOTAL RESPONDENTS</b> |
|---------------------|-----------------------|------------------|---------------------------|-----------------------------|--------------------------|
| Response Time       | 33.03%<br>36          | 61.47%<br>67     | 5.50%<br>6                | 0.00%<br>0                  | 109                      |
| Fire Prevention     | 28.44%<br>31          | 63.30%<br>69     | 8.26%<br>9                | 0.00%<br>0                  | 109                      |
| Community Relations | 22.94%<br>25          | 63.30%<br>69     | 13.76%<br>15              | 0.00%<br>0                  | 109                      |
| Public Education    | 18.35%<br>20          | 69.72%<br>76     | 11.01%<br>12              | 0.92%<br>1                  | 109                      |

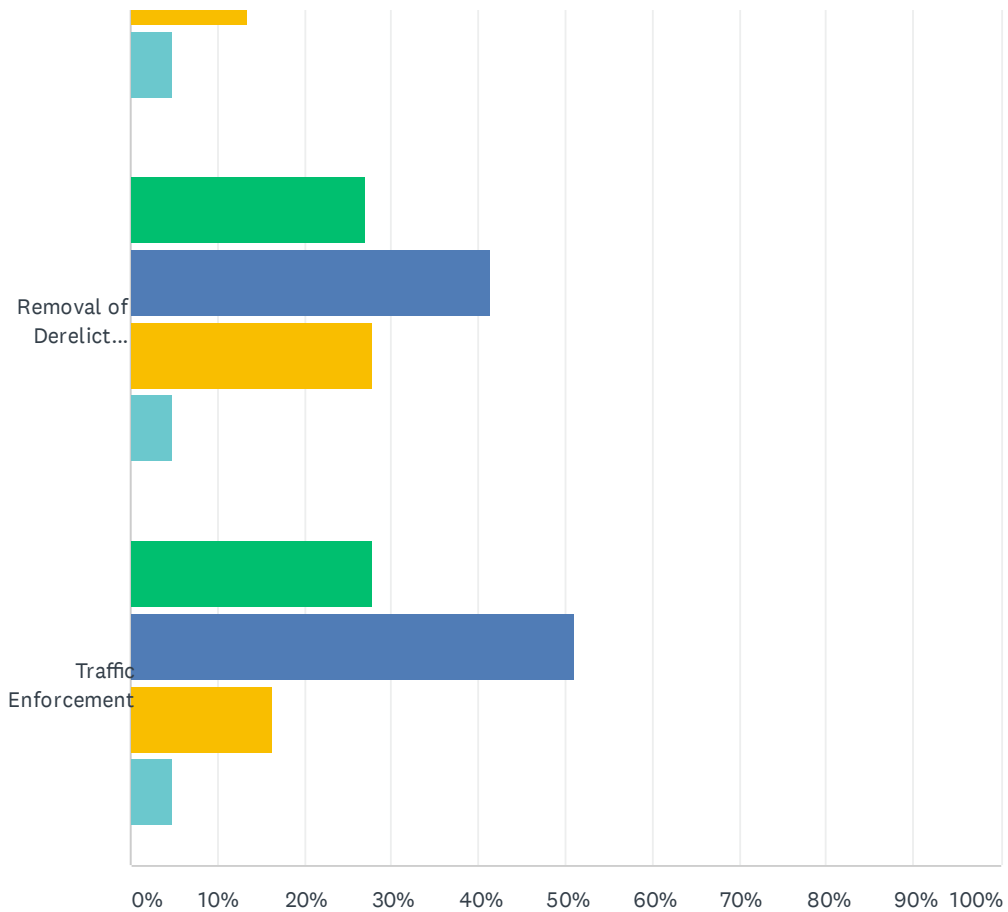
## Q6 How important are the following to you?

Answered: 104 Skipped: 9





# Mayerthorpe Citizen Survey 2021

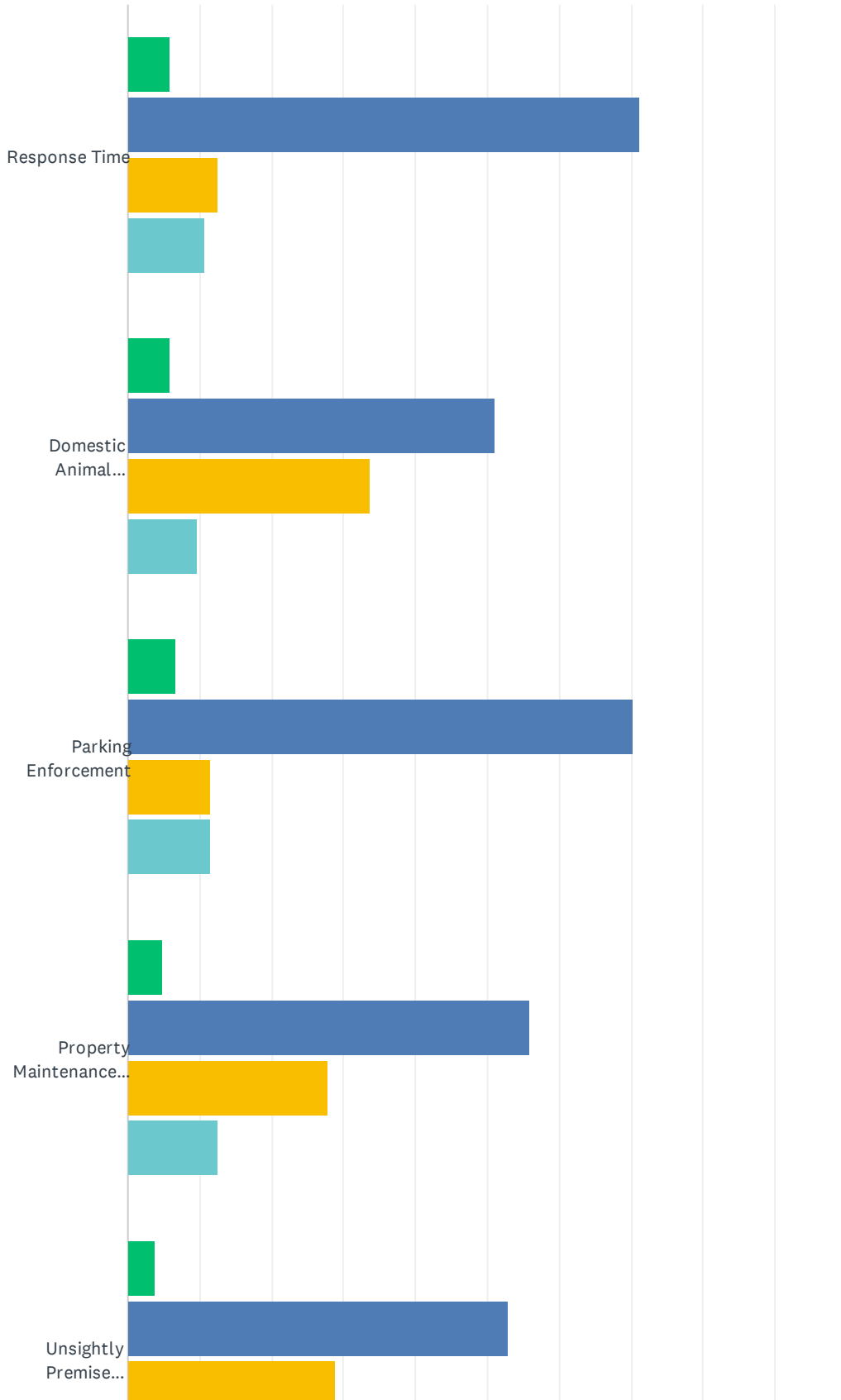


■ Very Important   
 ■ Important   
 ■ Not Very Important   
 ■ Not At All Important

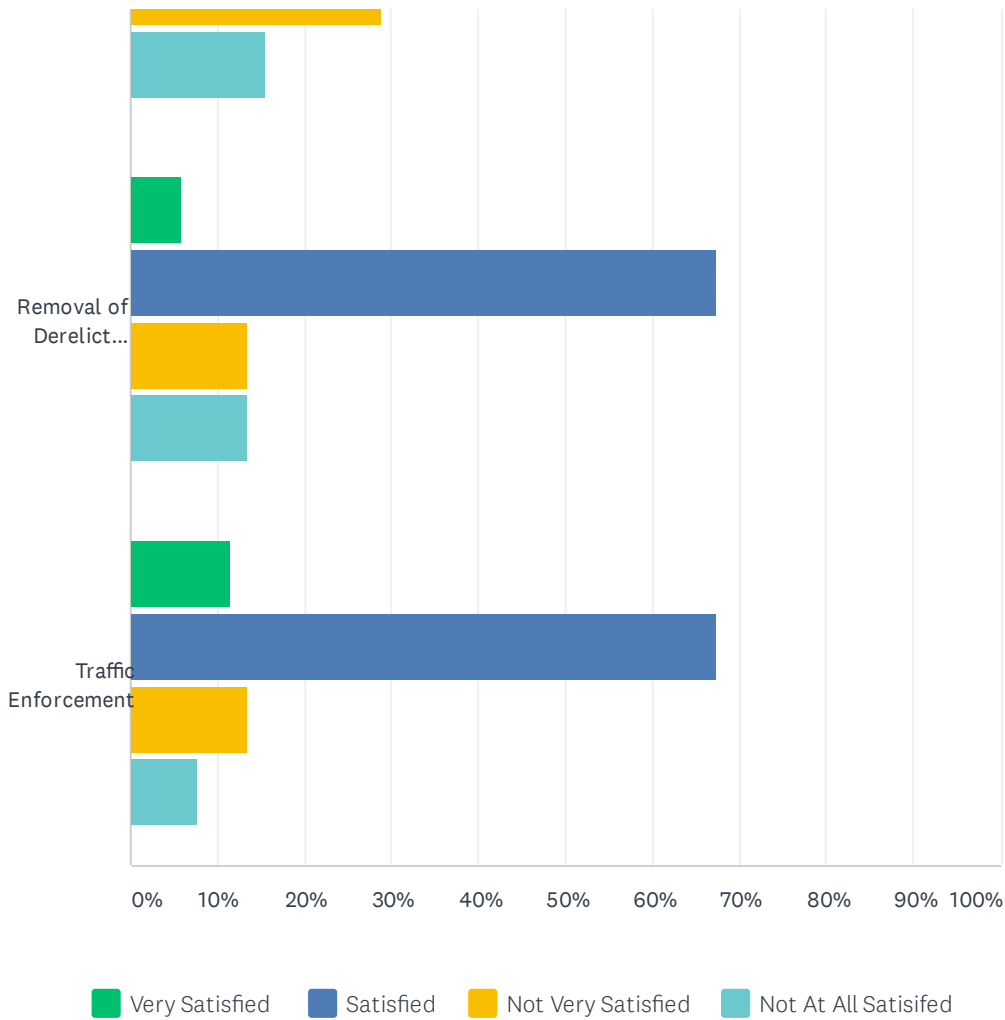
|  | VERY IMPORTANT | IMPORTANT    | NOT VERY IMPORTANT | NOT AT ALL IMPORTANT | TOTAL RESPONDENTS |
|--|----------------|--------------|--------------------|----------------------|-------------------|
| Response Time                            | 43.27%<br>45   | 41.35%<br>43 | 12.50%<br>13       | 2.88%<br>3           | 104               |
| Domestic Animal Enforcement              | 32.69%<br>34   | 51.92%<br>54 | 14.42%<br>15       | 1.92%<br>2           | 104               |
| Parking Enforcement                      | 12.50%<br>13   | 30.77%<br>32 | 51.92%<br>54       | 5.77%<br>6           | 104               |
| Property Maintenance Enforcement         | 21.15%<br>22   | 51.92%<br>54 | 25.96%<br>27       | 1.92%<br>2           | 104               |
| Unsightly Premise Enforcement            | 34.62%<br>36   | 48.08%<br>50 | 13.46%<br>14       | 4.81%<br>5           | 104               |
| Removal of Derelict Vehicles Enforcement | 26.92%<br>28   | 41.35%<br>43 | 27.88%<br>29       | 4.81%<br>5           | 104               |
| Traffic Enforcement                      | 27.88%<br>29   | 50.96%<br>53 | 16.35%<br>17       | 4.81%<br>5           | 104               |

## Q7 How satisfied are you with the following?

Answered: 104 Skipped: 9



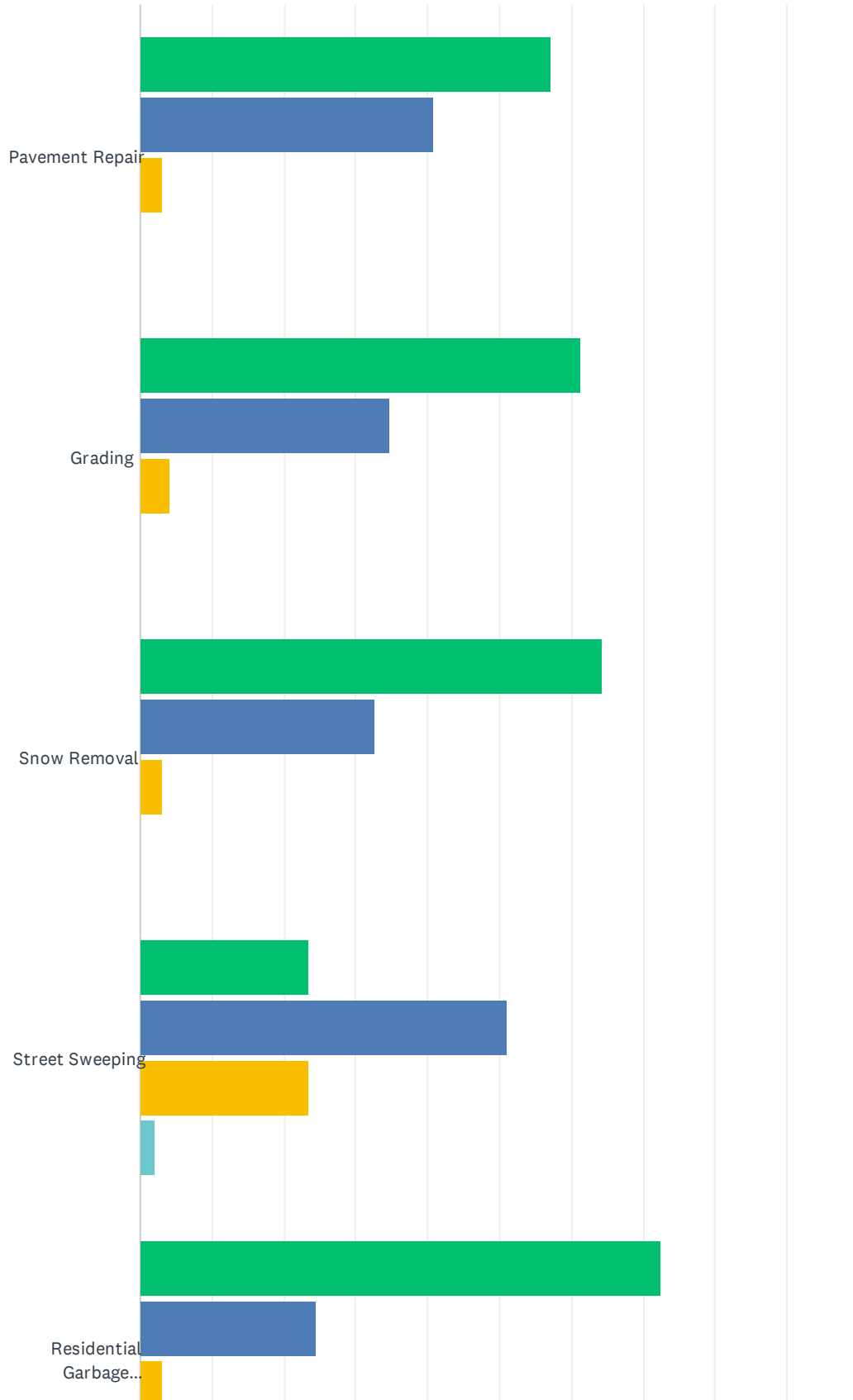
# Mayerthorpe Citizen Survey 2021



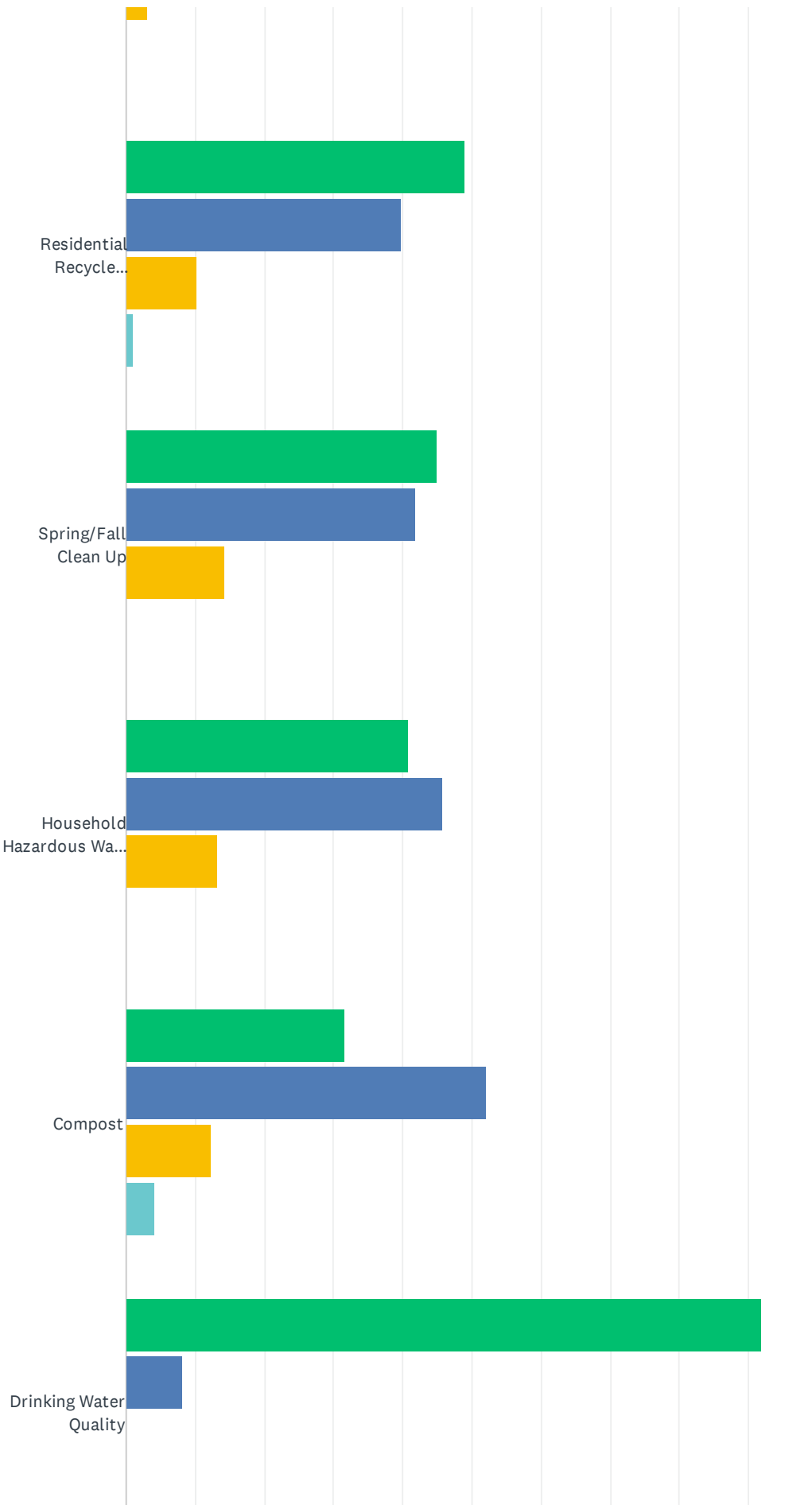
|  | VERY SATISFIED | SATISFIED    | NOT VERY SATISFIED | NOT AT ALL SATISFIED | TOTAL RESPONDENTS |
|--|----------------|--------------|--------------------|----------------------|-------------------|
| Response Time                            | 5.77%<br>6     | 71.15%<br>74 | 12.50%<br>13       | 10.58%<br>11         | 104               |
| Domestic Animal Enforcement              | 5.77%<br>6     | 50.96%<br>53 | 33.65%<br>35       | 9.62%<br>10          | 104               |
| Parking Enforcement                      | 6.73%<br>7     | 70.19%<br>73 | 11.54%<br>12       | 11.54%<br>12         | 104               |
| Property Maintenance Enforcement         | 4.81%<br>5     | 55.77%<br>58 | 27.88%<br>29       | 12.50%<br>13         | 104               |
| Unsightly Premise Enforcement            | 3.85%<br>4     | 52.88%<br>55 | 28.85%<br>30       | 15.38%<br>16         | 104               |
| Removal of Derelict Vehicles Enforcement | 5.77%<br>6     | 67.31%<br>70 | 13.46%<br>14       | 13.46%<br>14         | 104               |
| Traffic Enforcement                      | 11.54%<br>12   | 67.31%<br>70 | 13.46%<br>14       | 7.69%<br>8           | 104               |

## Q8 How important are the following to you?

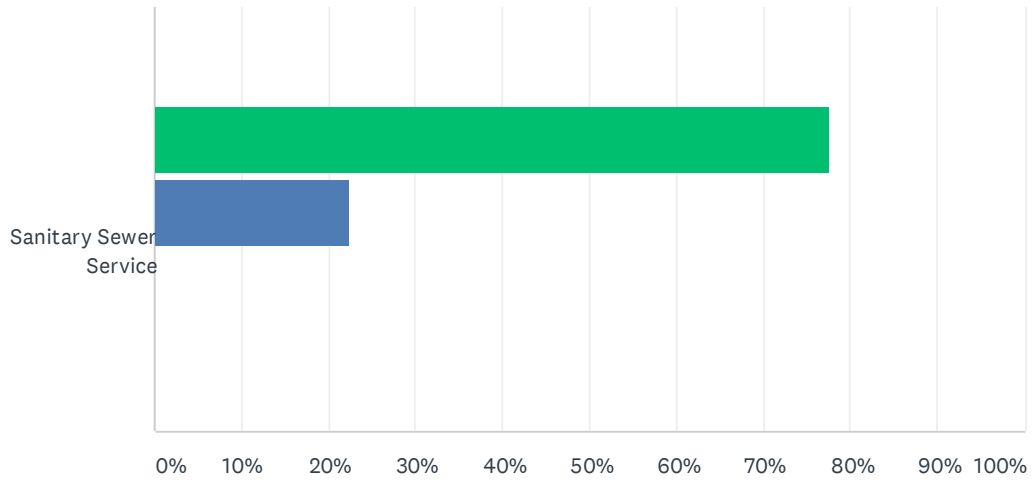
Answered: 98 Skipped: 15



# Mayerthorpe Citizen Survey 2021



# Mayerthorpe Citizen Survey 2021

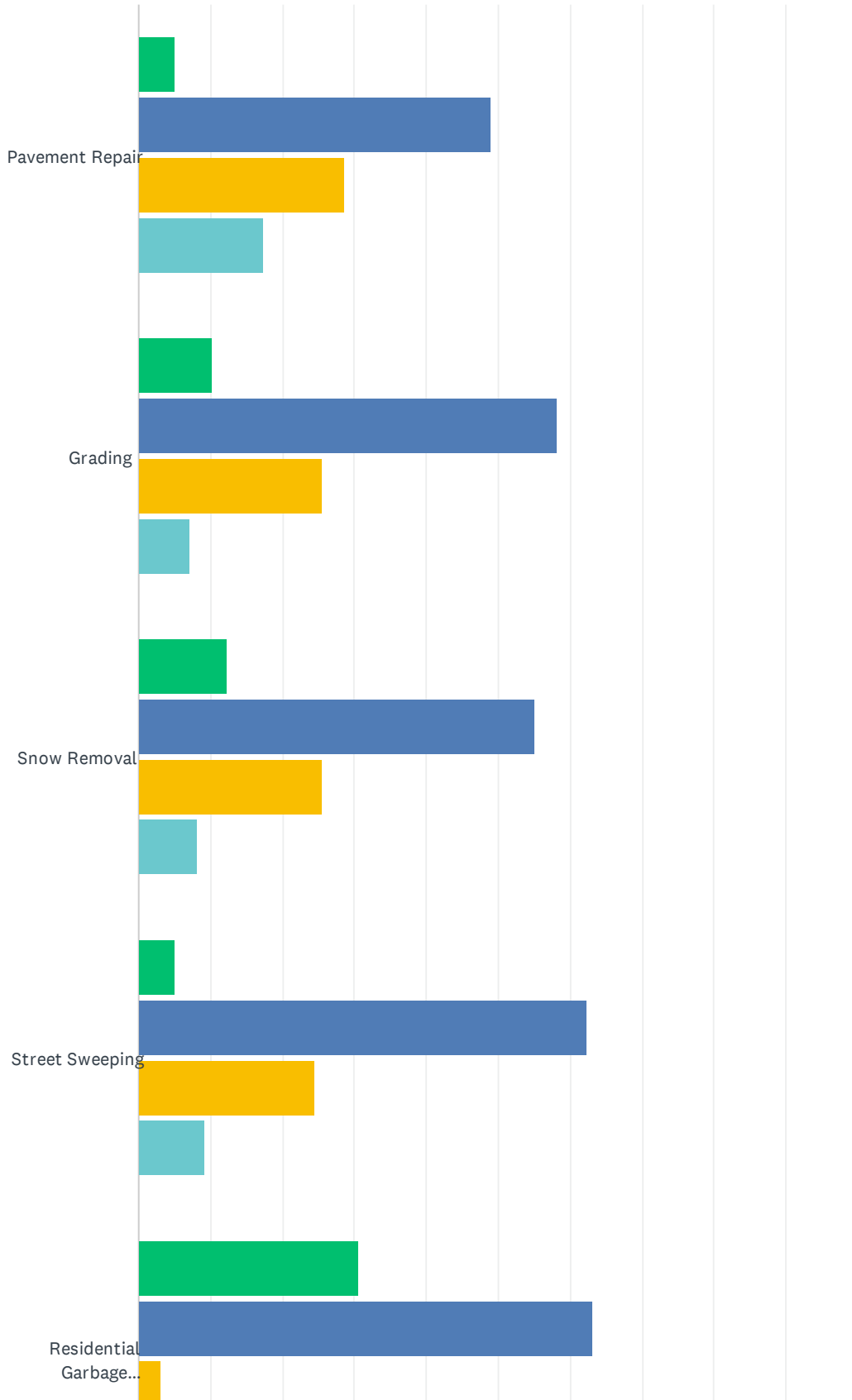


■ Very Important   
 ■ Important   
 ■ Not Very Important   
 ■ Not At All Important

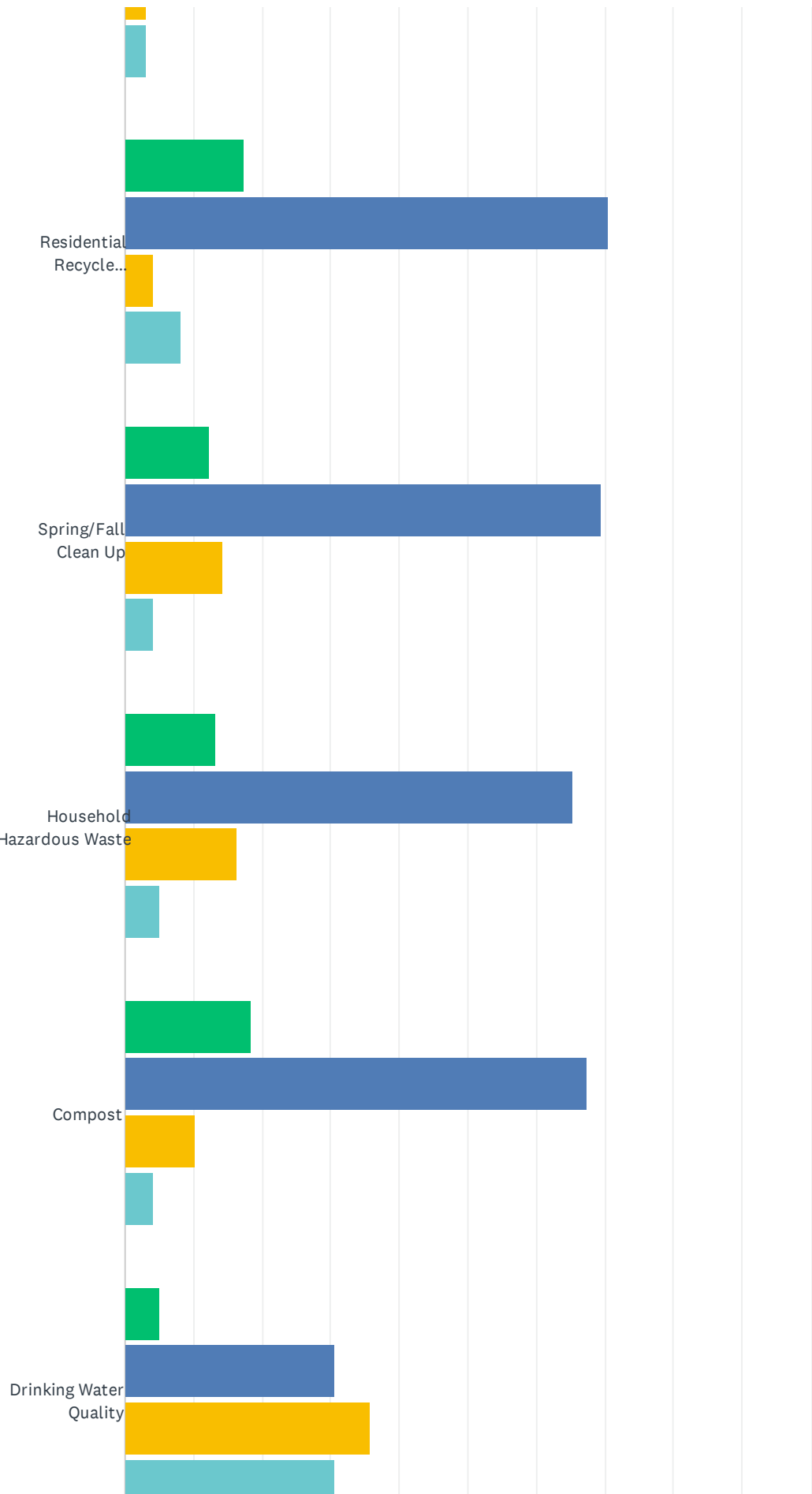
|                                      | VERY IMPORTANT | IMPORTANT    | NOT VERY IMPORTANT | NOT AT ALL IMPORTANT | TOTAL RESPONDENTS |
|--------------------------------------|----------------|--------------|--------------------|----------------------|-------------------|
| Pavement Repair                      | 57.14%<br>56   | 40.82%<br>40 | 3.06%<br>3         | 0.00%<br>0           | 98                |
| Grading                              | 61.22%<br>60   | 34.69%<br>34 | 4.08%<br>4         | 0.00%<br>0           | 98                |
| Snow Removal                         | 64.29%<br>63   | 32.65%<br>32 | 3.06%<br>3         | 0.00%<br>0           | 98                |
| Street Sweeping                      | 23.47%<br>23   | 51.02%<br>50 | 23.47%<br>23       | 2.04%<br>2           | 98                |
| Residential Garbage Collection       | 72.45%<br>71   | 24.49%<br>24 | 3.06%<br>3         | 0.00%<br>0           | 98                |
| Residential Recycle Collection       | 48.98%<br>48   | 39.80%<br>39 | 10.20%<br>10       | 1.02%<br>1           | 98                |
| Spring/Fall Clean Up                 | 44.90%<br>44   | 41.84%<br>41 | 14.29%<br>14       | 0.00%<br>0           | 98                |
| Household Hazardous Waste Collection | 40.82%<br>40   | 45.92%<br>45 | 13.27%<br>13       | 0.00%<br>0           | 98                |
| Compost                              | 31.63%<br>31   | 52.04%<br>51 | 12.24%<br>12       | 4.08%<br>4           | 98                |
| Drinking Water Quality               | 91.84%<br>90   | 8.16%<br>8   | 0.00%<br>0         | 0.00%<br>0           | 98                |
| Sanitary Sewer Service               | 77.55%<br>76   | 22.45%<br>22 | 0.00%<br>0         | 0.00%<br>0           | 98                |

### Q9 How satisfied are you?

Answered: 98 Skipped: 15

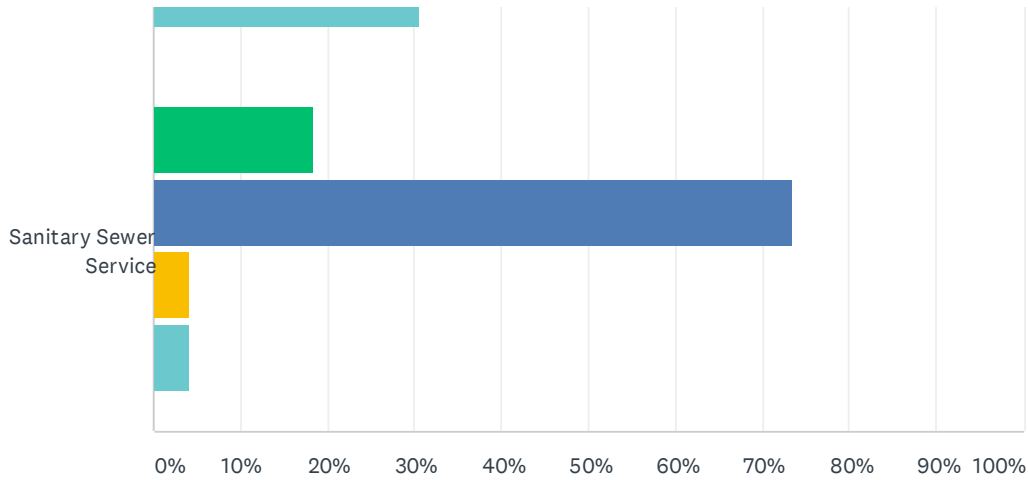


# Mayerthorpe Citizen Survey 2021





## Mayerthorpe Citizen Survey 2021

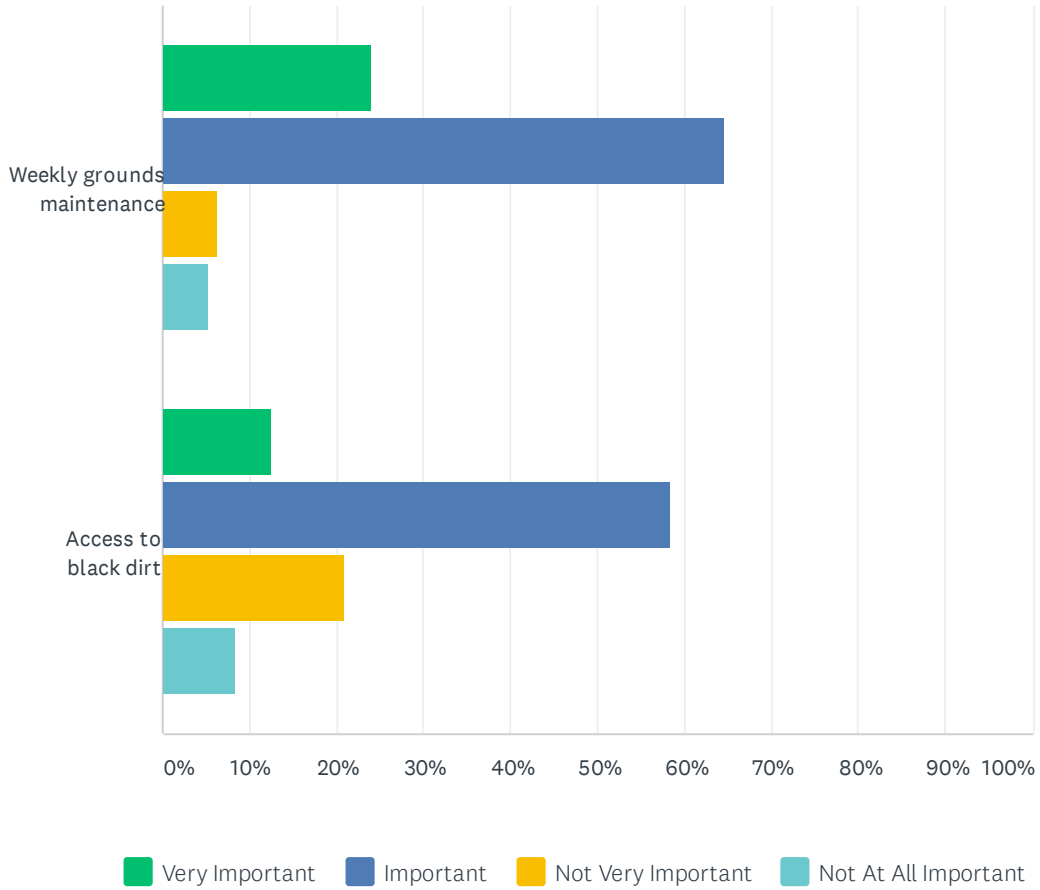


■ Very Satisfied   
 ■ Satisfied   
 ■ Not Very Satisfied   
 ■ Not At All Satisfied

|                                | VERY SATISFIED | SATISFIED    | NOT VERY SATISFIED | NOT AT ALL SATISFIED | TOTAL RESPONDENTS |
|--------------------------------|----------------|--------------|--------------------|----------------------|-------------------|
| Pavement Repair                | 5.10%<br>5     | 48.98%<br>48 | 28.57%<br>28       | 17.35%<br>17         | 98                |
| Grading                        | 10.20%<br>10   | 58.16%<br>57 | 25.51%<br>25       | 7.14%<br>7           | 98                |
| Snow Removal                   | 12.24%<br>12   | 55.10%<br>54 | 25.51%<br>25       | 8.16%<br>8           | 98                |
| Street Sweeping                | 5.10%<br>5     | 62.24%<br>61 | 24.49%<br>24       | 9.18%<br>9           | 98                |
| Residential Garbage Collection | 30.61%<br>30   | 63.27%<br>62 | 3.06%<br>3         | 3.06%<br>3           | 98                |
| Residential Recycle Collection | 17.35%<br>17   | 70.41%<br>69 | 4.08%<br>4         | 8.16%<br>8           | 98                |
| Spring/Fall Clean Up           | 12.24%<br>12   | 69.39%<br>68 | 14.29%<br>14       | 4.08%<br>4           | 98                |
| Household Hazardous Waste      | 13.27%<br>13   | 65.31%<br>64 | 16.33%<br>16       | 5.10%<br>5           | 98                |
| Compost                        | 18.37%<br>18   | 67.35%<br>66 | 10.20%<br>10       | 4.08%<br>4           | 98                |
| Drinking Water Quality         | 5.10%<br>5     | 30.61%<br>30 | 35.71%<br>35       | 30.61%<br>30         | 98                |
| Sanitary Sewer Service         | 18.37%<br>18   | 73.47%<br>72 | 4.08%<br>4         | 4.08%<br>4           | 98                |

### Q10 How important are the following to you?

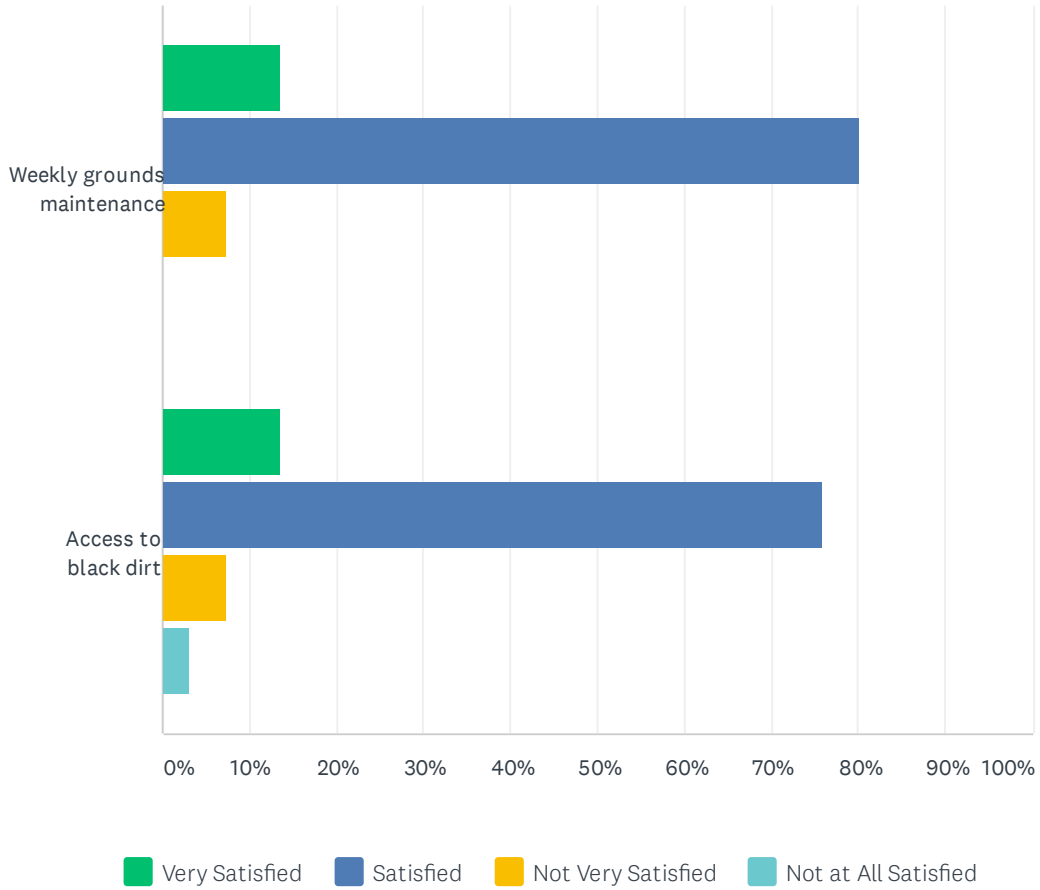
Answered: 96 Skipped: 17



|                            | VERY IMPORTANT | IMPORTANT    | NOT VERY IMPORTANT | NOT AT ALL IMPORTANT | TOTAL RESPONDENTS |
|----------------------------|----------------|--------------|--------------------|----------------------|-------------------|
| Weekly grounds maintenance | 23.96%<br>23   | 64.58%<br>62 | 6.25%<br>6         | 5.21%<br>5           | 96                |
| Access to black dirt       | 12.50%<br>12   | 58.33%<br>56 | 20.83%<br>20       | 8.33%<br>8           | 96                |

## Q11 How satisfied are you with?

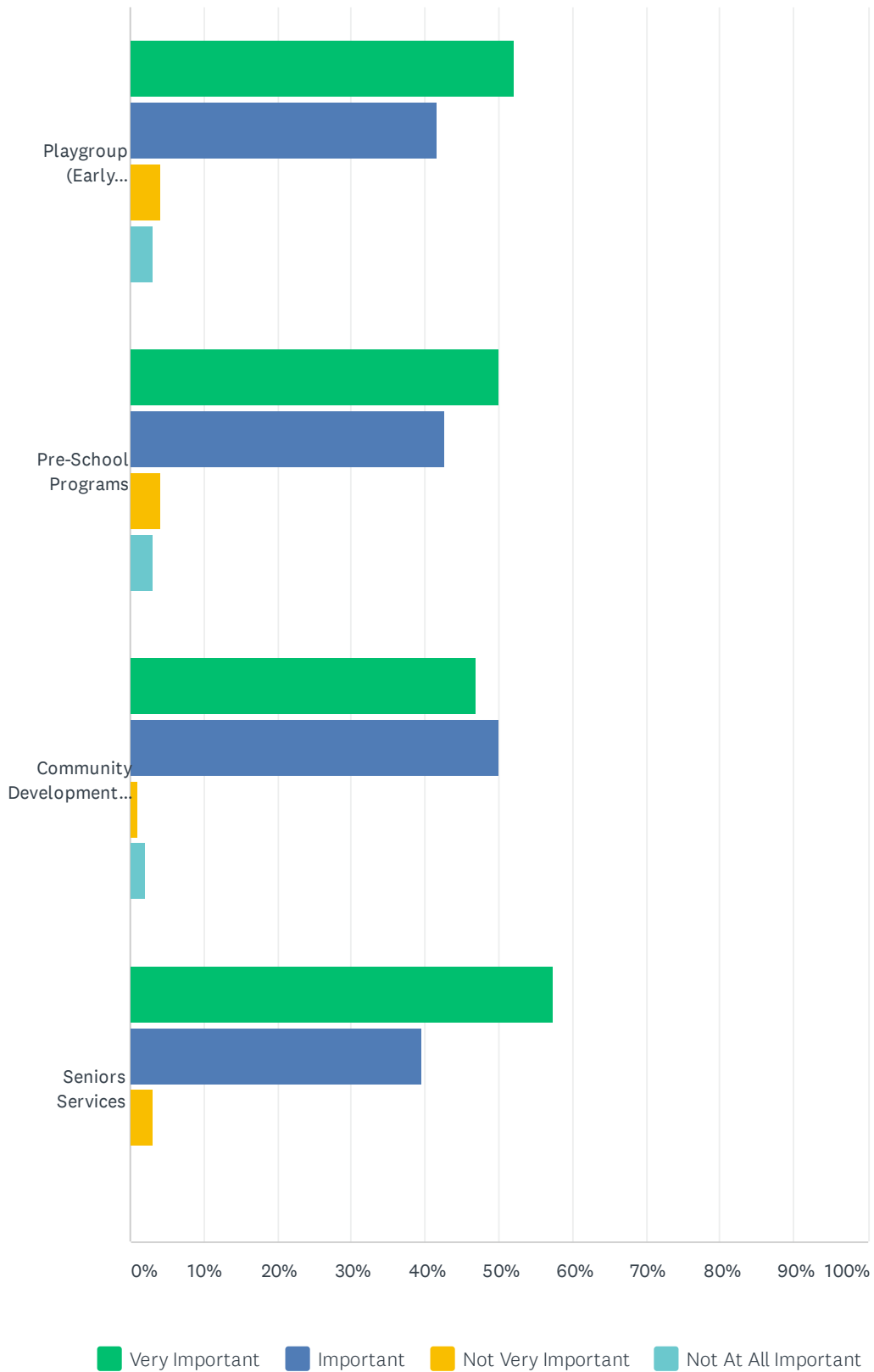
Answered: 96 Skipped: 17



|                            | VERY SATISFIED | SATISFIED    | NOT VERY SATISFIED | NOT AT ALL SATISFIED | TOTAL RESPONDENTS |
|----------------------------|----------------|--------------|--------------------|----------------------|-------------------|
| Weekly grounds maintenance | 13.54%<br>13   | 80.21%<br>77 | 7.29%<br>7         | 0.00%<br>0           | 96                |
| Access to black dirt       | 13.54%<br>13   | 76.04%<br>73 | 7.29%<br>7         | 3.13%<br>3           | 96                |

# Q12 How important are the following to you, even if you do not use this service?

Answered: 96 Skipped: 17

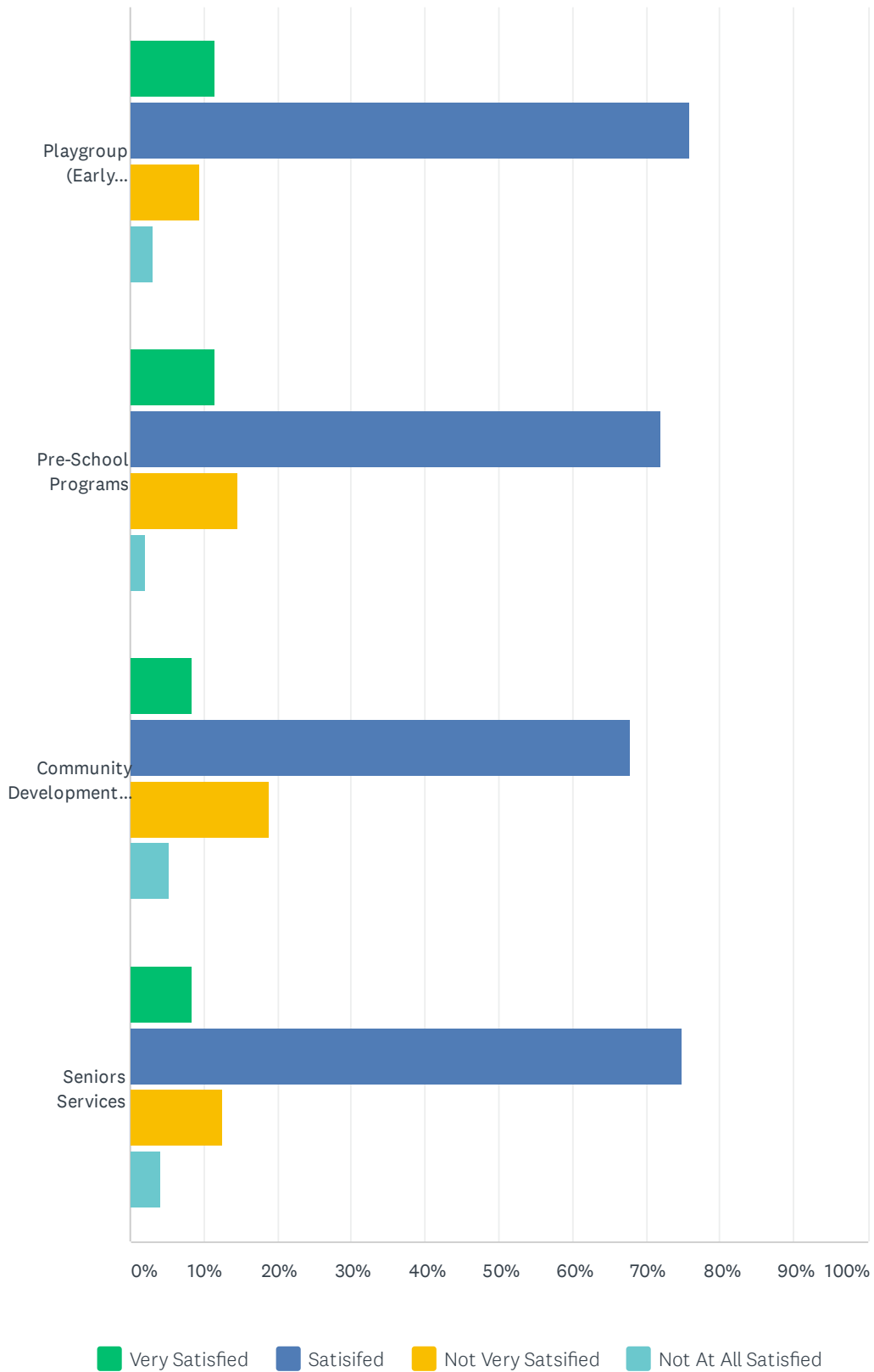


Mayerthorpe Citizen Survey 2021

|  | <b>VERY IMPORTANT</b> | <b>IMPORTANT</b> | <b>NOT VERY IMPORTANT</b> | <b>NOT AT ALL IMPORTANT</b> | <b>TOTAL RESPONDENTS</b> |
|--|-----------------------|------------------|---------------------------|-----------------------------|--------------------------|
| Playgroup (Early Childhood Learning)   | 52.08%<br>50          | 41.67%<br>40     | 4.17%<br>4                | 3.13%<br>3                  | 96                       |
| Pre-School Programs  | 50.00%<br>48          | 42.71%<br>41     | 4.17%<br>4                | 3.13%<br>3                  | 96                       |
| Community Development (partnerships, linkages & support to community groups) | 46.88%<br>45          | 50.00%<br>48     | 1.04%<br>1                | 2.08%<br>2                  | 96                       |
| Seniors Services   | 57.29%<br>55          | 39.58%<br>38     | 3.13%<br>3                | 0.00%<br>0                  | 96                       |

### Q13 How satisfied are you with the following, even if you do not use this service?

Answered: 96 Skipped: 17

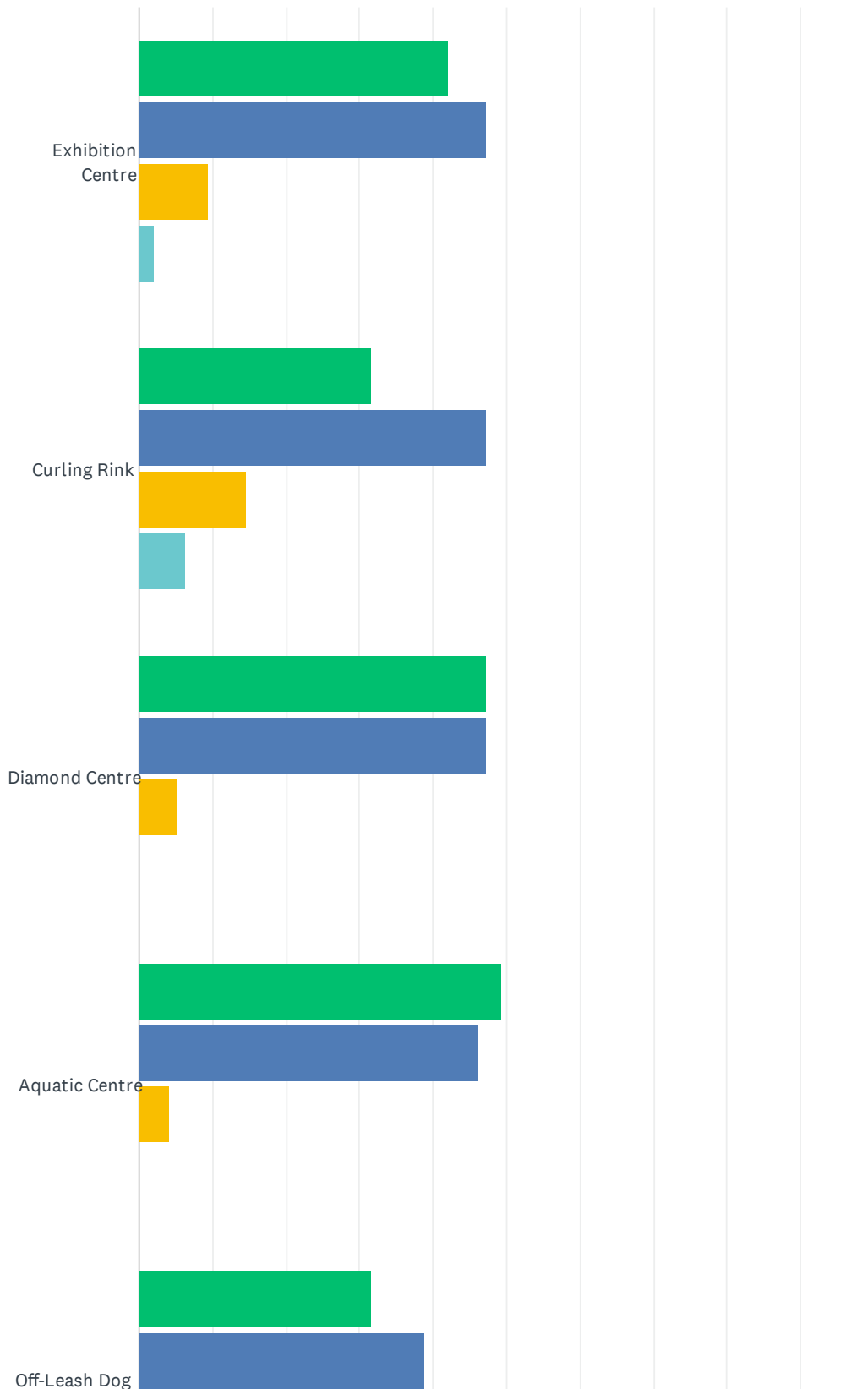


Mayerthorpe Citizen Survey 2021

|  | VERY SATISFIED | SATISFIED    | NOT VERY SATISFIED | NOT AT ALL SATISFIED | TOTAL RESPONDENTS |
|--|----------------|--------------|--------------------|----------------------|-------------------|
| Playgroup (Early Childhood Learning)   | 11.46%<br>11   | 76.04%<br>73 | 9.38%<br>9         | 3.13%<br>3           | 96                |
| Pre-School Programs  | 11.46%<br>11   | 71.88%<br>69 | 14.58%<br>14       | 2.08%<br>2           | 96                |
| Community Development (partnerships, linkages & support to community groups) | 8.33%<br>8     | 67.71%<br>65 | 18.75%<br>18       | 5.21%<br>5           | 96                |
| Seniors Services   | 8.33%<br>8     | 75.00%<br>72 | 12.50%<br>12       | 4.17%<br>4           | 96                |

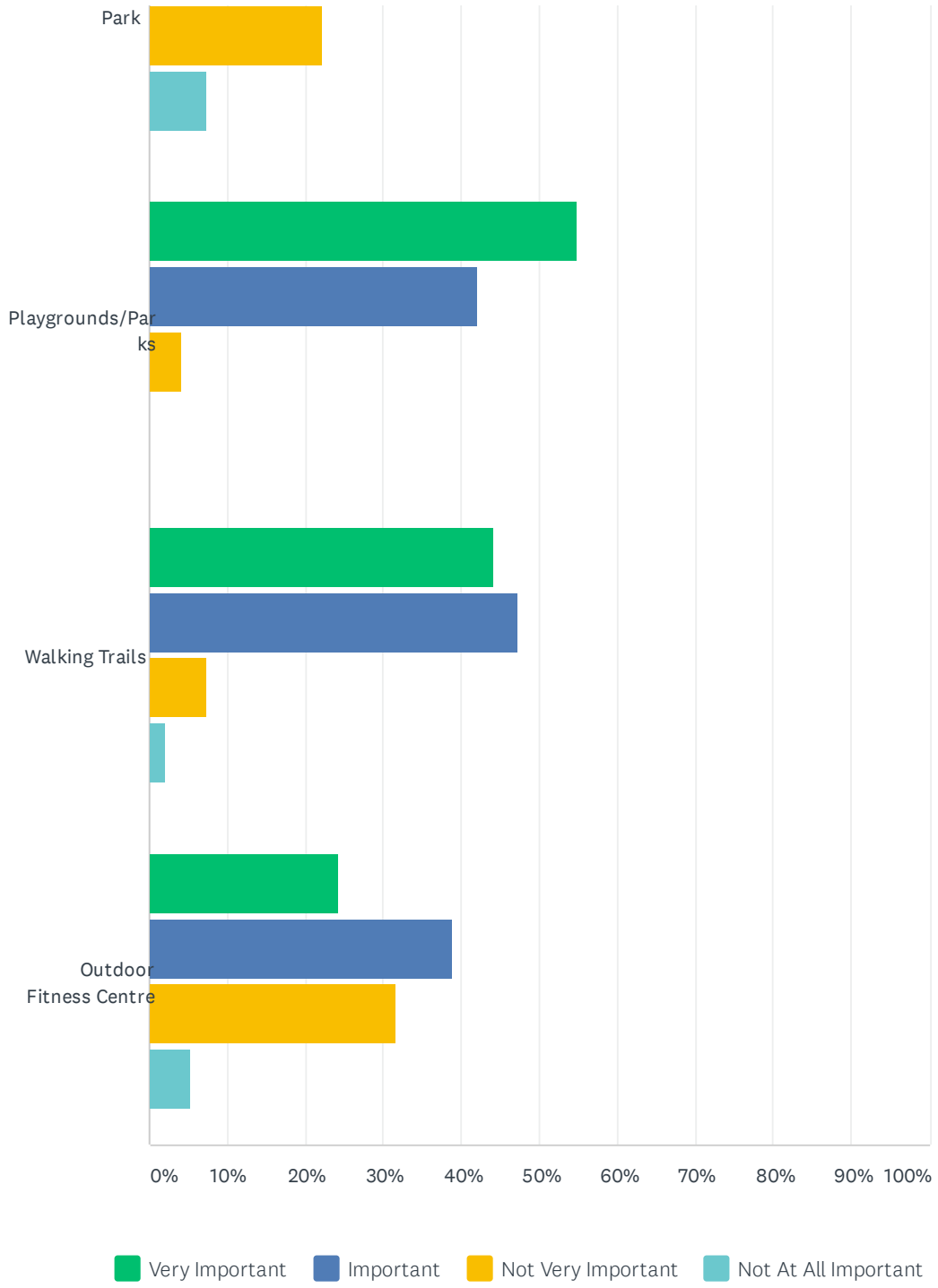
# Q14 How important are the following to you, even if you do not use this service?

Answered: 95 Skipped: 18





# Mayerthorpe Citizen Survey 2021

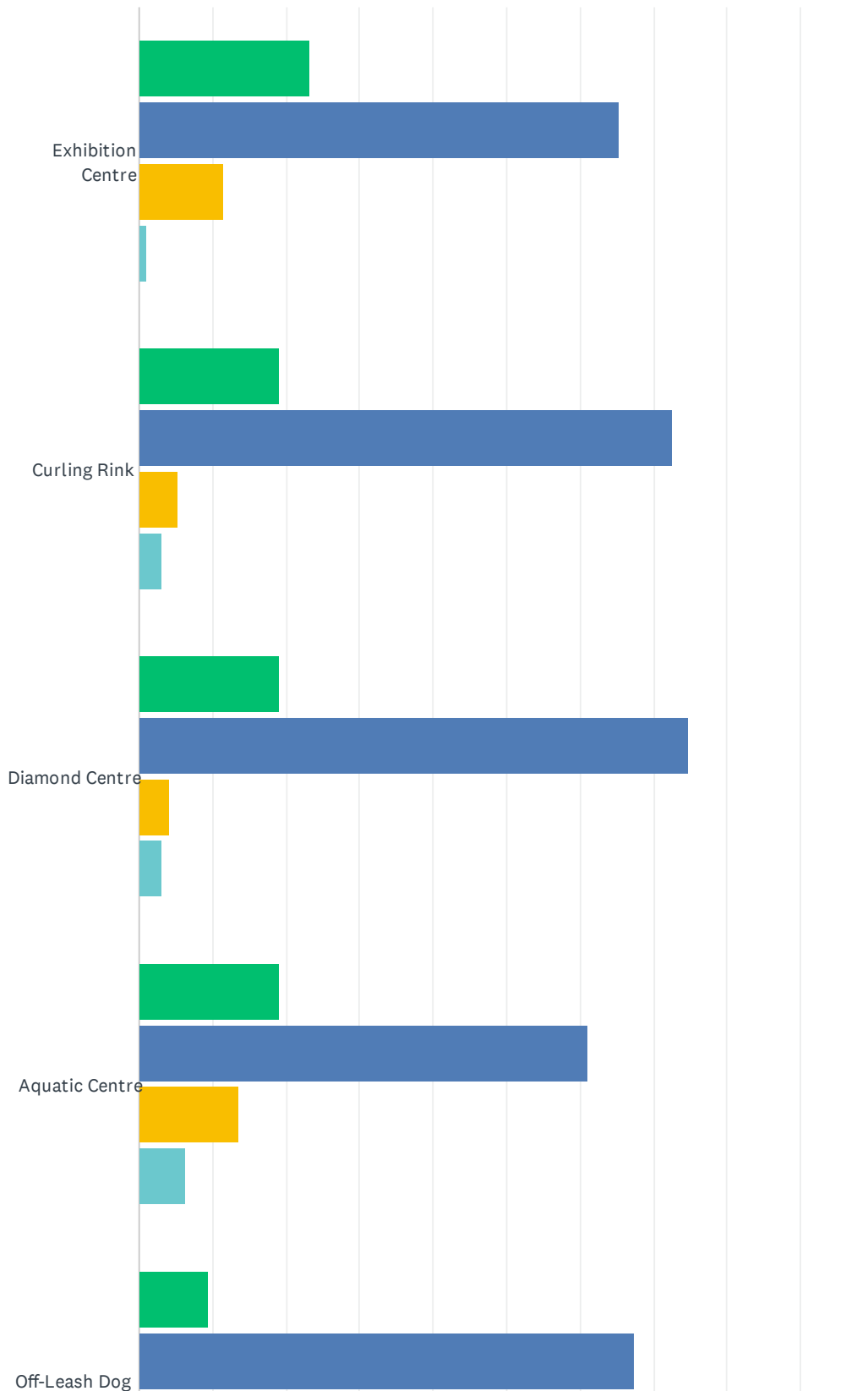


Mayerthorpe Citizen Survey 2021

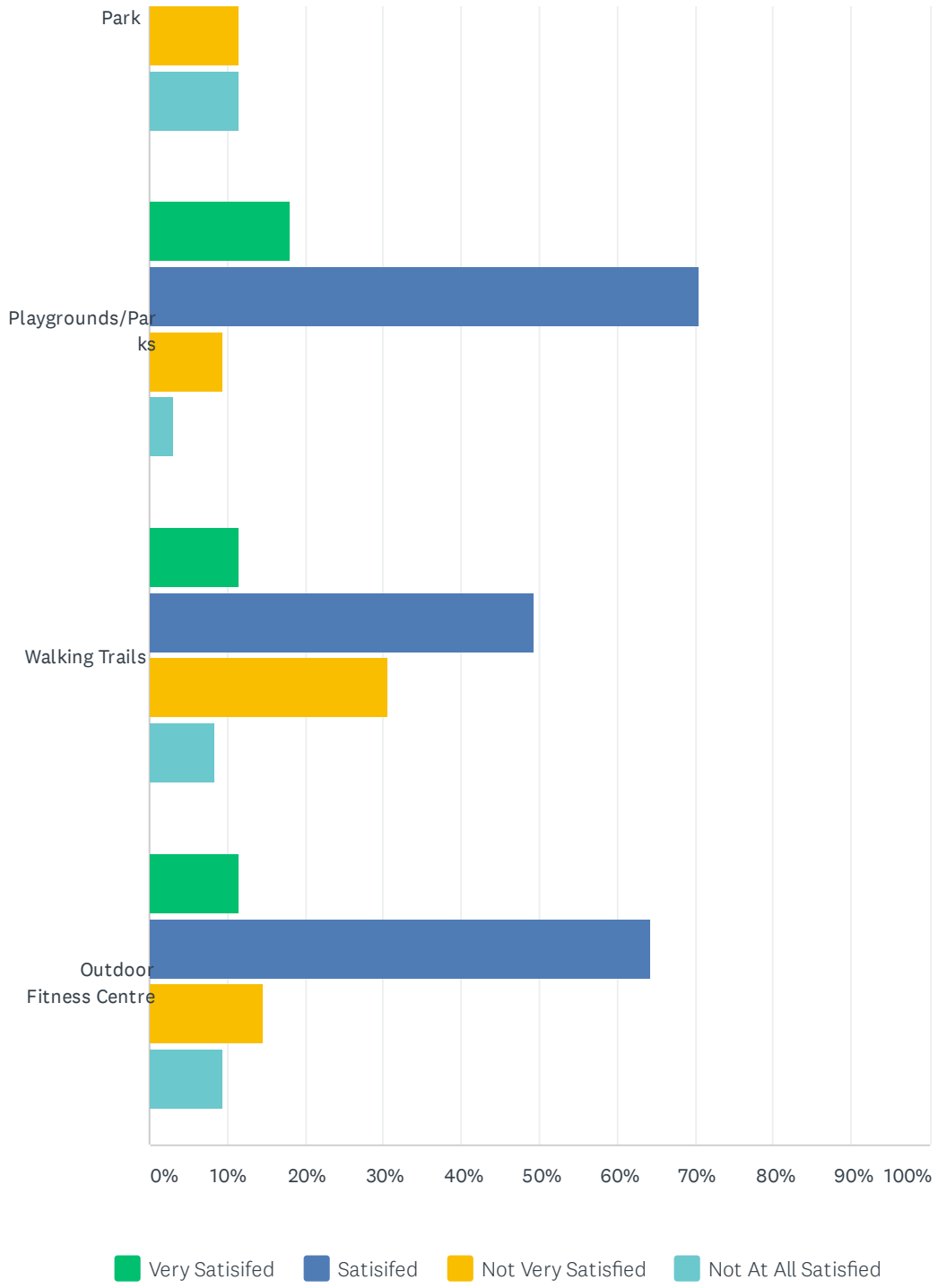
|                        | VERY IMPORTANT | IMPORTANT    | NOT VERY IMPORTANT | NOT AT ALL IMPORTANT | TOTAL RESPONDENTS |
|------------------------|----------------|--------------|--------------------|----------------------|-------------------|
| Exhibition Centre      | 42.11%<br>40   | 47.37%<br>45 | 9.47%<br>9         | 2.11%<br>2           | 95                |
| Curling Rink           | 31.58%<br>30   | 47.37%<br>45 | 14.74%<br>14       | 6.32%<br>6           | 95                |
| Diamond Centre         | 47.37%<br>45   | 47.37%<br>45 | 5.26%<br>5         | 0.00%<br>0           | 95                |
| Aquatic Centre         | 49.47%<br>47   | 46.32%<br>44 | 4.21%<br>4         | 0.00%<br>0           | 95                |
| Off-Leash Dog Park     | 31.58%<br>30   | 38.95%<br>37 | 22.11%<br>21       | 7.37%<br>7           | 95                |
| Playgrounds/Parks      | 54.74%<br>52   | 42.11%<br>40 | 4.21%<br>4         | 0.00%<br>0           | 95                |
| Walking Trails         | 44.21%<br>42   | 47.37%<br>45 | 7.37%<br>7         | 2.11%<br>2           | 95                |
| Outdoor Fitness Centre | 24.21%<br>23   | 38.95%<br>37 | 31.58%<br>30       | 5.26%<br>5           | 95                |

# Q15 How satisfied are you with amenities offered at the following, even if you do not use this services?

Answered: 95 Skipped: 18



# Mayerthorpe Citizen Survey 2021

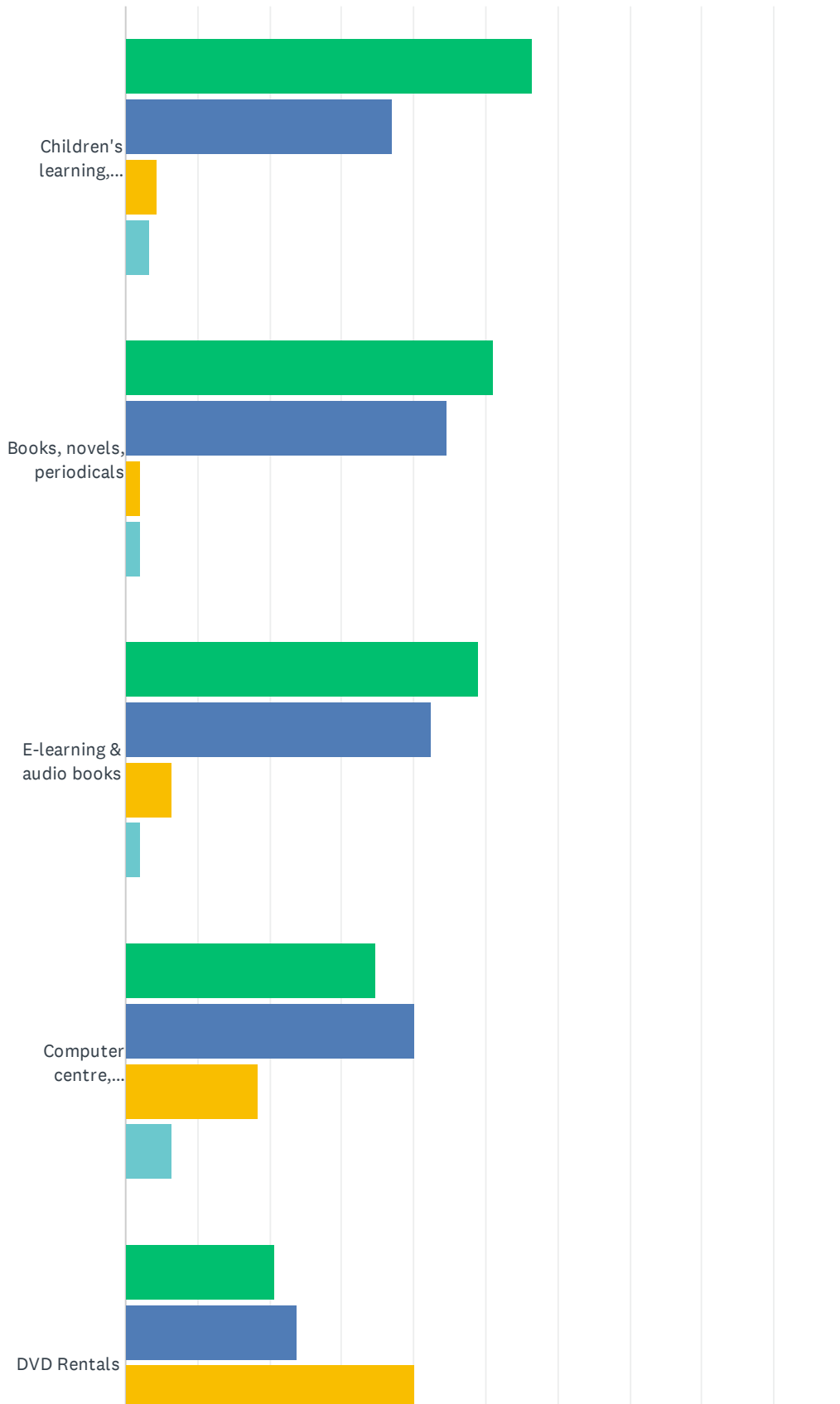


Mayerthorpe Citizen Survey 2021

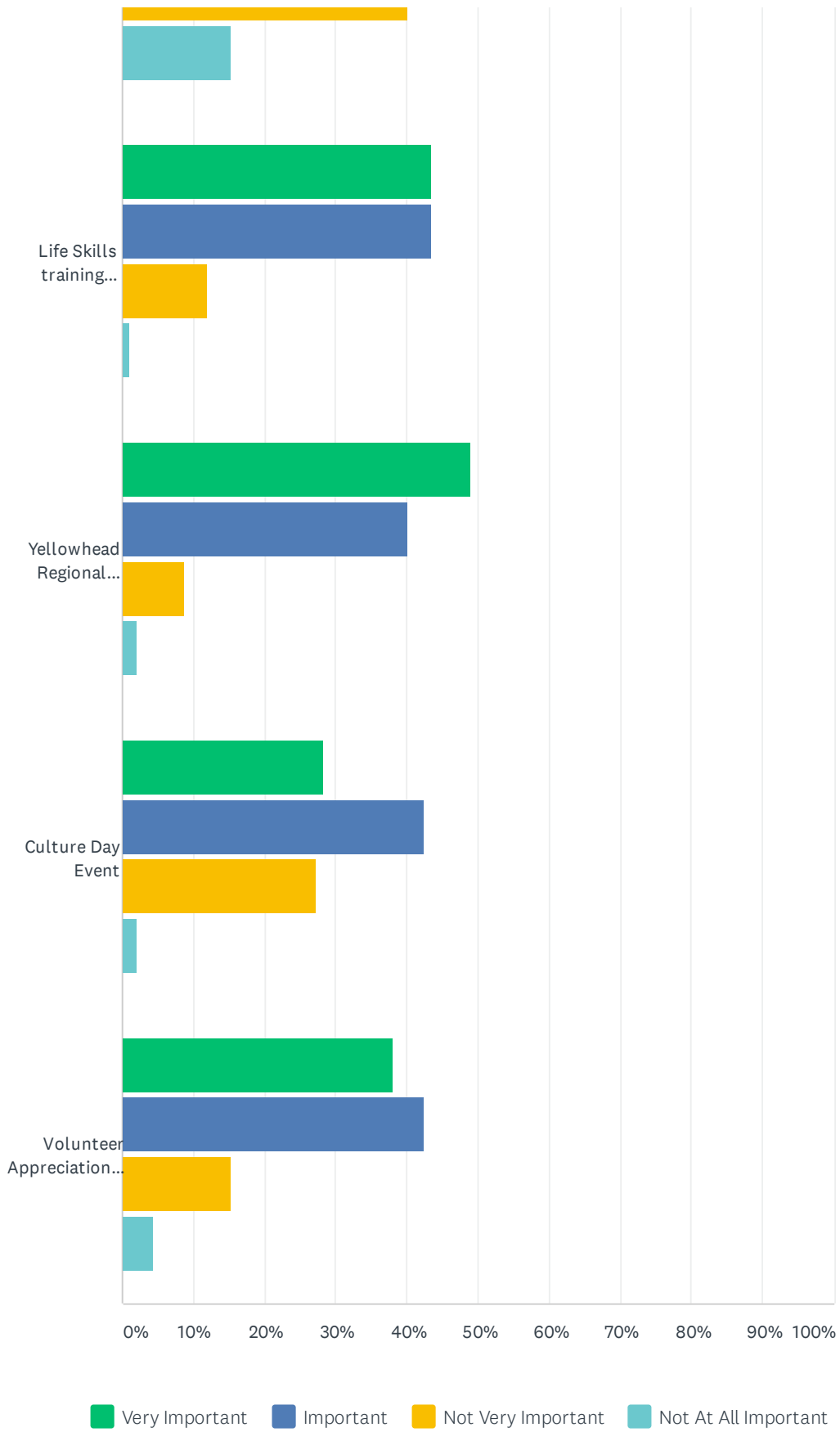
|                        | <b>VERY SATISFIED</b> | <b>SATISFIED</b> | <b>NOT VERY SATISFIED</b> | <b>NOT AT ALL SATISFIED</b> | <b>TOTAL RESPONDENTS</b> |
|------------------------|-----------------------|------------------|---------------------------|-----------------------------|--------------------------|
| Exhibition Centre      | 23.16%<br>22          | 65.26%<br>62     | 11.58%<br>11              | 1.05%<br>1                  | 95                       |
| Curling Rink           | 18.95%<br>18          | 72.63%<br>69     | 5.26%<br>5                | 3.16%<br>3                  | 95                       |
| Diamond Centre         | 18.95%<br>18          | 74.74%<br>71     | 4.21%<br>4                | 3.16%<br>3                  | 95                       |
| Aquatic Centre         | 18.95%<br>18          | 61.05%<br>58     | 13.68%<br>13              | 6.32%<br>6                  | 95                       |
| Off-Leash Dog Park     | 9.47%<br>9            | 67.37%<br>64     | 11.58%<br>11              | 11.58%<br>11                | 95                       |
| Playgrounds/Parks      | 17.89%<br>17          | 70.53%<br>67     | 9.47%<br>9                | 3.16%<br>3                  | 95                       |
| Walking Trails         | 11.58%<br>11          | 49.47%<br>47     | 30.53%<br>29              | 8.42%<br>8                  | 95                       |
| Outdoor Fitness Centre | 11.58%<br>11          | 64.21%<br>61     | 14.74%<br>14              | 9.47%<br>9                  | 95                       |

# Q16 How important are the following, even if you do not use this service?

Answered: 92 Skipped: 21



# Mayerthorpe Citizen Survey 2021



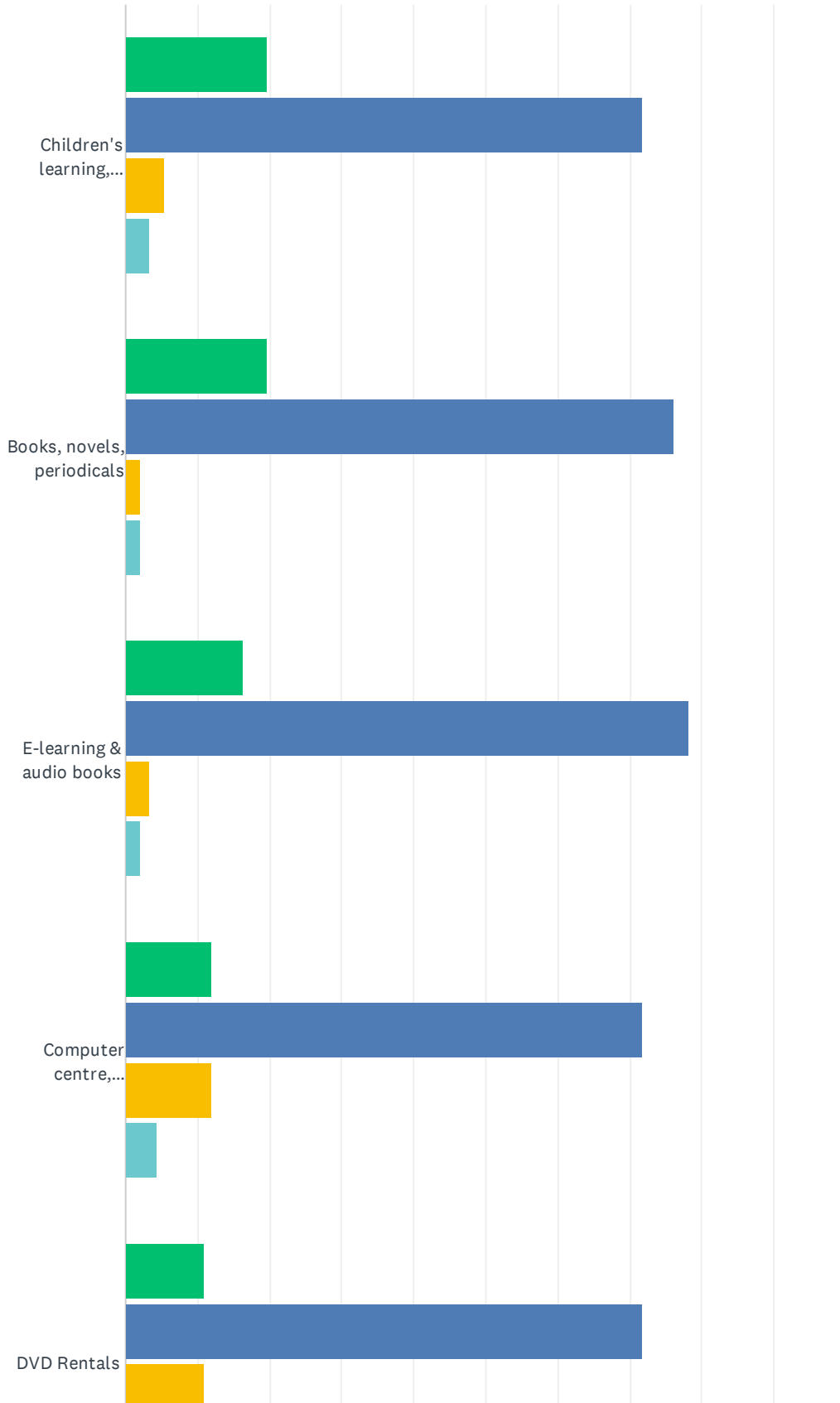
Mayerthorpe Citizen Survey 2021

|  | VERY IMPORTANT | IMPORTANT    | NOT VERY IMPORTANT | NOT AT ALL IMPORTANT | TOTAL RESPONDENTS |
|--|----------------|--------------|--------------------|----------------------|-------------------|
| Children's learning, programming, and toys/games                                 | 56.52%<br>52   | 36.96%<br>34 | 4.35%<br>4         | 3.26%<br>3           | 92                |
| Books, novels, periodicals   | 51.09%<br>47   | 44.57%<br>41 | 2.17%<br>2         | 2.17%<br>2           | 92                |
| E-learning & audio books   | 48.91%<br>45   | 42.39%<br>39 | 6.52%<br>6         | 2.17%<br>2           | 92                |
| Computer centre, software, video games   | 34.78%<br>32   | 40.22%<br>37 | 18.48%<br>17       | 6.52%<br>6           | 92                |
| DVD Rentals  | 20.65%<br>19   | 23.91%<br>22 | 40.22%<br>37       | 15.22%<br>14         | 92                |
| Life Skills training (crochet, culinary, art, photography, resume writing, etc.) | 43.48%<br>40   | 43.48%<br>40 | 11.96%<br>11       | 1.09%<br>1           | 92                |
| Yellowhead Regional Library Services (Book transfers, Supernet Access, etc.)     | 48.91%<br>45   | 40.22%<br>37 | 8.70%<br>8         | 2.17%<br>2           | 92                |
| Culture Day Event  | 28.26%<br>26   | 42.39%<br>39 | 27.17%<br>25       | 2.17%<br>2           | 92                |
| Volunteer Appreciation Event   | 38.04%<br>35   | 42.39%<br>39 | 15.22%<br>14       | 4.35%<br>4           | 92                |

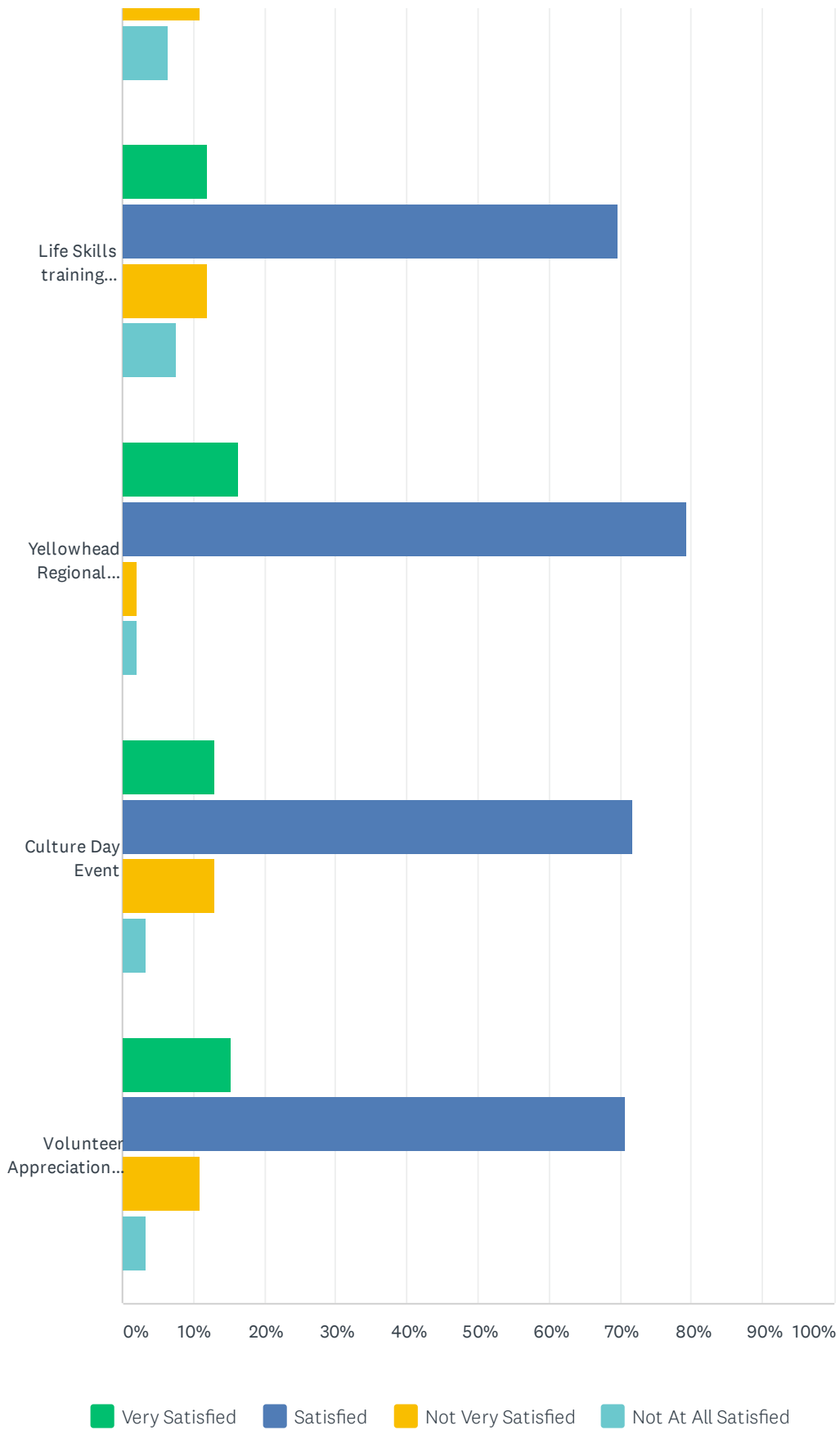


# Q17 How satisfied are the following, even if you do not use this service?

Answered: 92 Skipped: 21



# Mayerthorpe Citizen Survey 2021

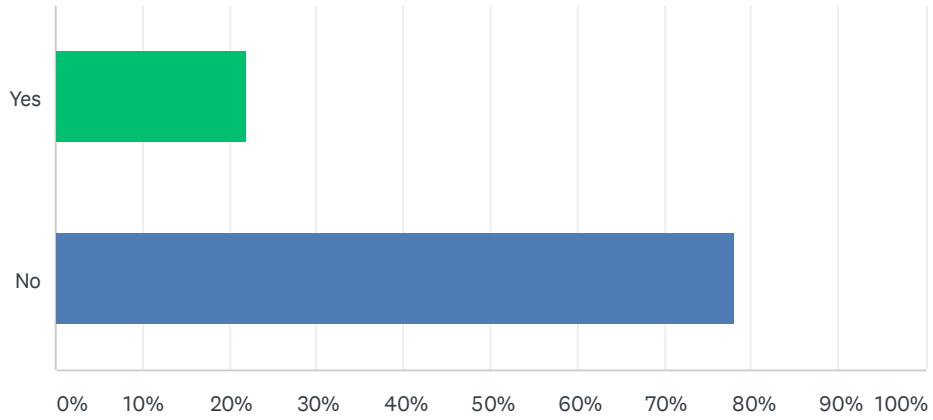


Mayerthorpe Citizen Survey 2021

|  | VERY SATISFIED | SATISFIED    | NOT VERY SATISFIED | NOT AT ALL SATISFIED | TOTAL RESPONDENTS |
|--|----------------|--------------|--------------------|----------------------|-------------------|
| Children's learning, programming, and toys/games                                 | 19.57%<br>18   | 71.74%<br>66 | 5.43%<br>5         | 3.26%<br>3           | 92                |
| Books, novels, periodicals   | 19.57%<br>18   | 76.09%<br>70 | 2.17%<br>2         | 2.17%<br>2           | 92                |
| E-learning & audio books   | 16.30%<br>15   | 78.26%<br>72 | 3.26%<br>3         | 2.17%<br>2           | 92                |
| Computer centre, software, video games   | 11.96%<br>11   | 71.74%<br>66 | 11.96%<br>11       | 4.35%<br>4           | 92                |
| DVD Rentals  | 10.87%<br>10   | 71.74%<br>66 | 10.87%<br>10       | 6.52%<br>6           | 92                |
| Life Skills training (crochet, culinary, art, photography, resume writing, etc.) | 11.96%<br>11   | 69.57%<br>64 | 11.96%<br>11       | 7.61%<br>7           | 92                |
| Yellowhead Regional Library Services (Book transfers, Supernet Access, etc.)     | 16.30%<br>15   | 79.35%<br>73 | 2.17%<br>2         | 2.17%<br>2           | 92                |
| Culture Day Event  | 13.04%<br>12   | 71.74%<br>66 | 13.04%<br>12       | 3.26%<br>3           | 92                |
| Volunteer Appreciation Event   | 15.22%<br>14   | 70.65%<br>65 | 10.87%<br>10       | 3.26%<br>3           | 92                |

## Q18 Have you contacted a Councillor in the past six months?

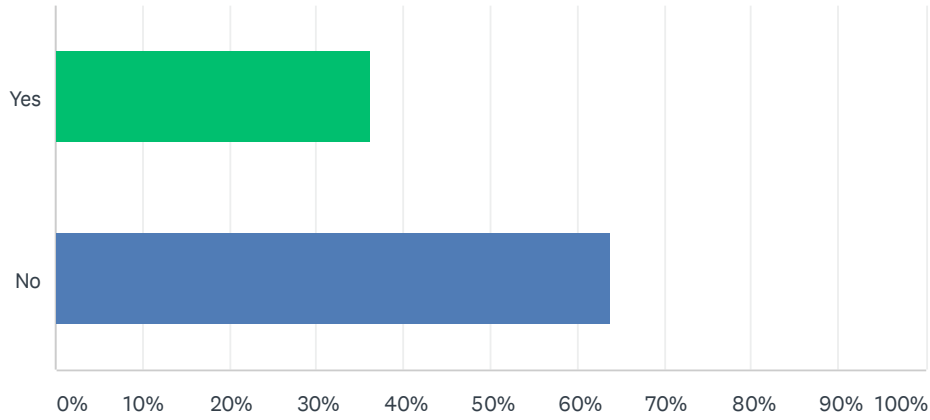
Answered: 91 Skipped: 22



| ANSWER CHOICES        | RESPONSES |    |
|-----------------------|-----------|----|
| Yes                   | 21.98%    | 20 |
| No                    | 78.02%    | 71 |
| Total Respondents: 91 |           |    |

### Q19 Did the Councillor respond to your inquiry in a timely manner?

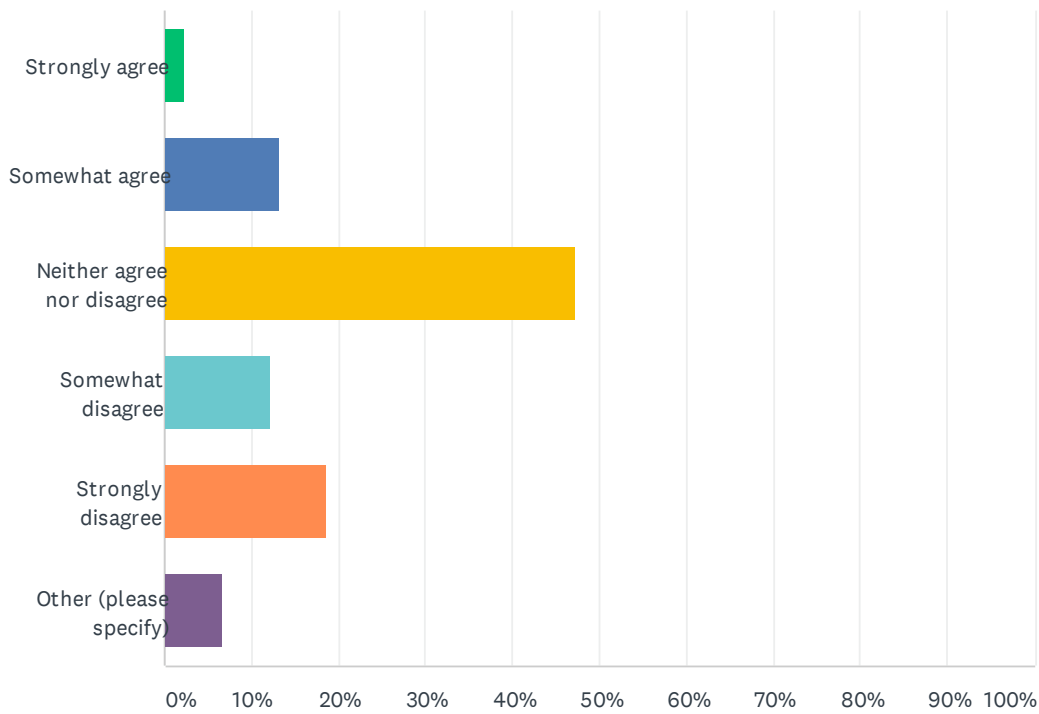
Answered: 91 Skipped: 22



| ANSWER CHOICES        | RESPONSES |    |
|-----------------------|-----------|----|
| Yes                   | 36.26%    | 33 |
| No                    | 63.74%    | 58 |
| Total Respondents: 91 |           |    |

## Q20 Please select one of the following regarding your ability to influence municipal decisions made by Council affecting Mayerthorpe ?

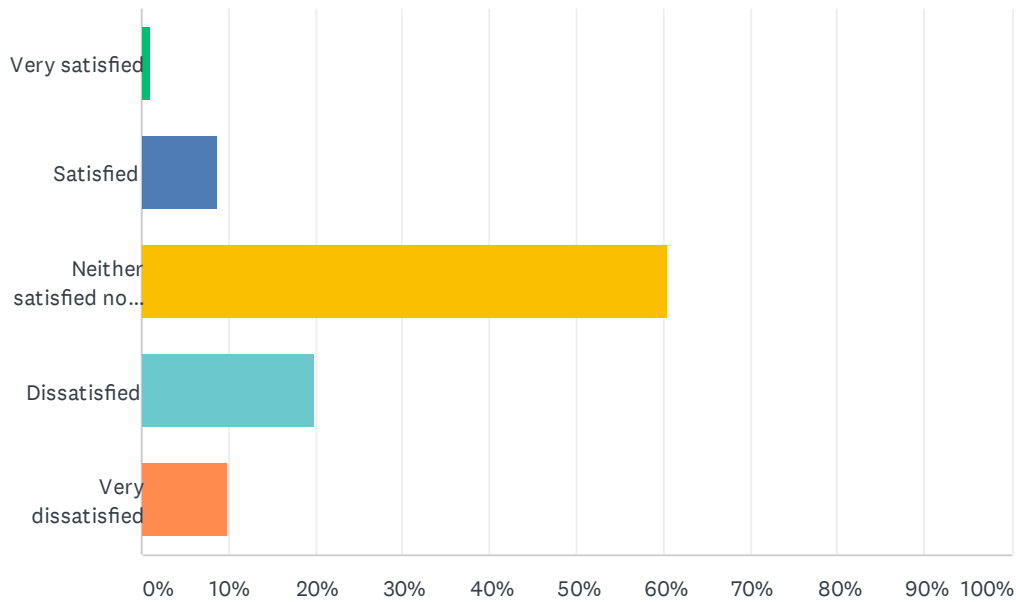
Answered: 91 Skipped: 22



| ANSWER CHOICES             | RESPONSES |
|----------------------------|-----------|
| Strongly agree             | 2.20% 2   |
| Somewhat agree             | 13.19% 12 |
| Neither agree nor disagree | 47.25% 43 |
| Somewhat disagree          | 12.09% 11 |
| Strongly disagree          | 18.68% 17 |
| Other (please specify)     | 6.59% 6   |
| Total Respondents: 91      |           |

## Q21 How satisfied are you with your ability to influence municipal decisions made by Council affecting Mayerthorpe?

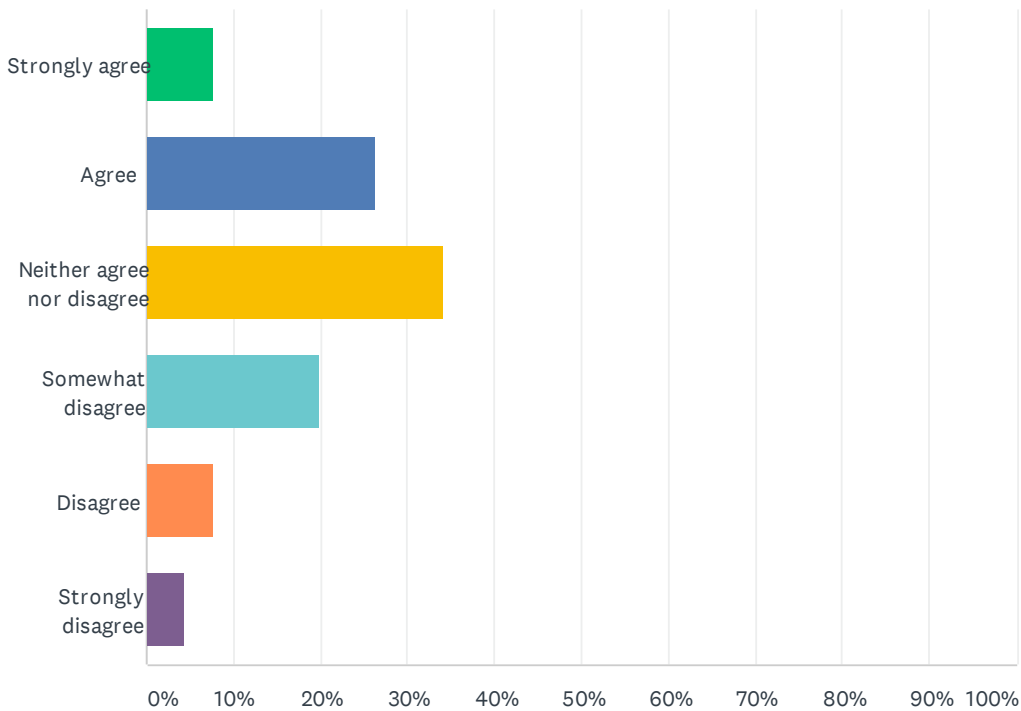
Answered: 91 Skipped: 22



| ANSWER CHOICES                     | RESPONSES |    |
|------------------------------------|-----------|----|
| Very satisfied                     | 1.10%     | 1  |
| Satisfied                          | 8.79%     | 8  |
| Neither satisfied nor dissatisfied | 60.44%    | 55 |
| Dissatisfied                       | 19.78%    | 18 |
| Very dissatisfied                  | 9.89%     | 9  |
| Total Respondents: 91              |           |    |

**Q22 Do you agree or disagree that Council communication is meeting the needs of the community?** Quick Fact: Council communications consist of Mayor Videos, Press Releases, Mayor's Message in Newsletter, Budget Highlights and Financial Report, Town Halls, and one on one meetings, telephone calls, or letters.

Answered: 91 Skipped: 22

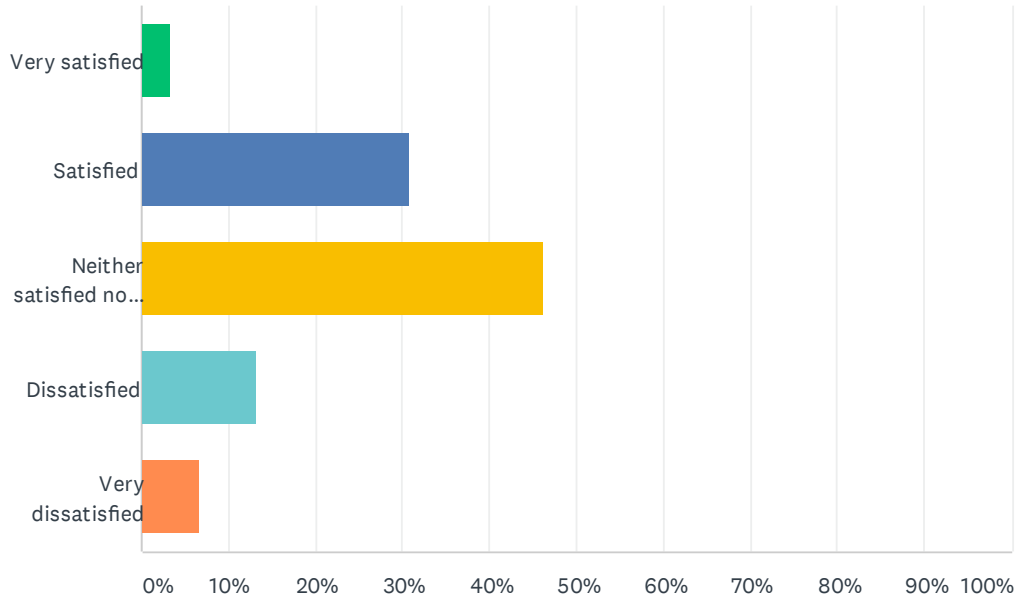


| ANSWER CHOICES             | RESPONSES |
|----------------------------|-----------|
| Strongly agree             | 7.69% 7   |
| Agree                      | 26.37% 24 |
| Neither agree nor disagree | 34.07% 31 |
| Somewhat disagree          | 19.78% 18 |
| Disagree                   | 7.69% 7   |
| Strongly disagree          | 4.40% 4   |
| Total Respondents: 91      |           |



## Q23 Please rate your satisfaction with Council communications ?

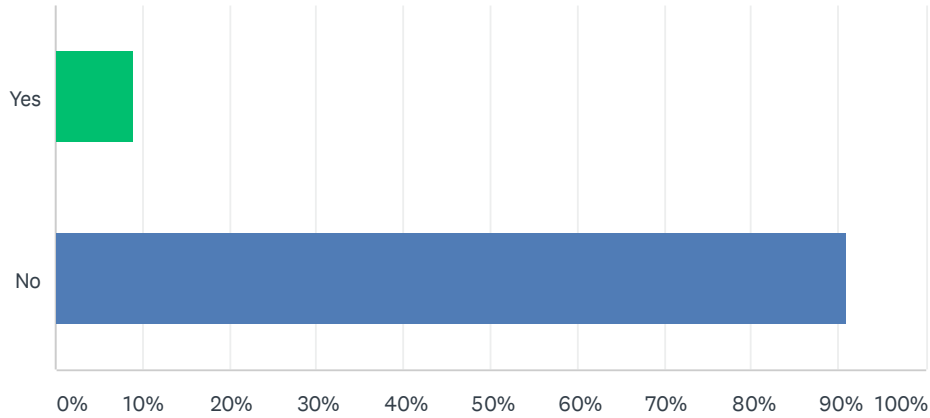
Answered: 91 Skipped: 22



| ANSWER CHOICES                     | RESPONSES |    |
|------------------------------------|-----------|----|
| Very satisfied                     | 3.30%     | 3  |
| Satisfied                          | 30.77%    | 28 |
| Neither satisfied nor dissatisfied | 46.15%    | 42 |
| Dissatisfied                       | 13.19%    | 12 |
| Very dissatisfied                  | 6.59%     | 6  |
| Total Respondents: 91              |           |    |

Q24 Did you know that in 2020 the Town of Mayerthorpe increased its Statement of Financial Position Total Assets by \$1,444,109 being a total of \$30,177,953?

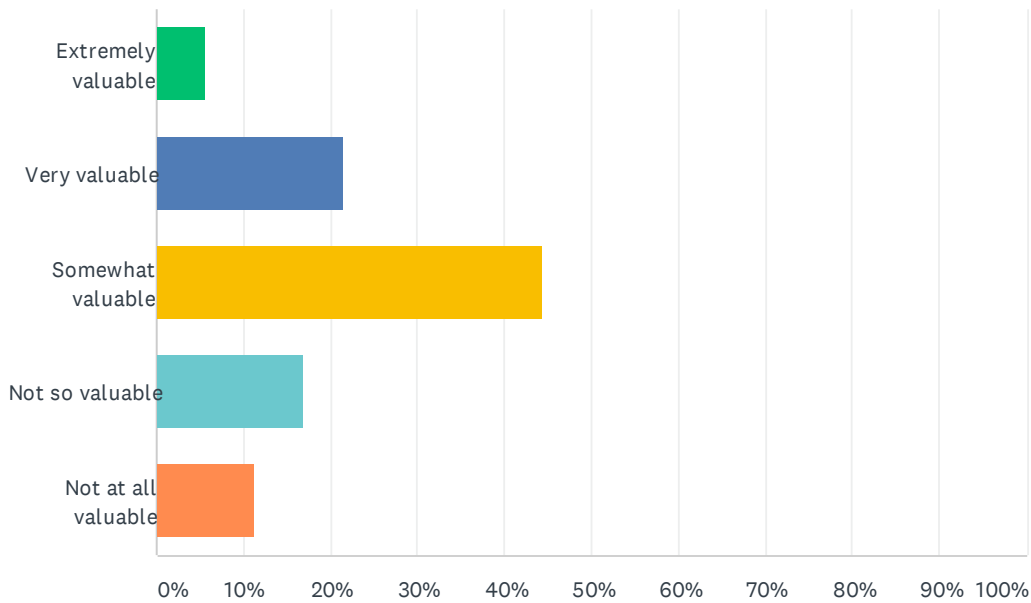
Answered: 88 Skipped: 25



| ANSWER CHOICES        | RESPONSES |
|-----------------------|-----------|
| Yes                   | 9.09% 8   |
| No                    | 90.91% 80 |
| Total Respondents: 88 |           |

Q25 Town taxes and user fees (water/sewer/waste/facility fees/equipment rental, etc.) pay for all the Town services you have access to. Please rate the value you feel you receive from the municipal taxes and fees you pay to the Town. Quick Fact: Based on 2020, Mayerthorpe's municipal tax rate is 7.27% lower than Viking (population of 1,083) and is 33.51% lower than Oyen (population of 1,022) and is .26% lower than Two Hills (population of 1,443).

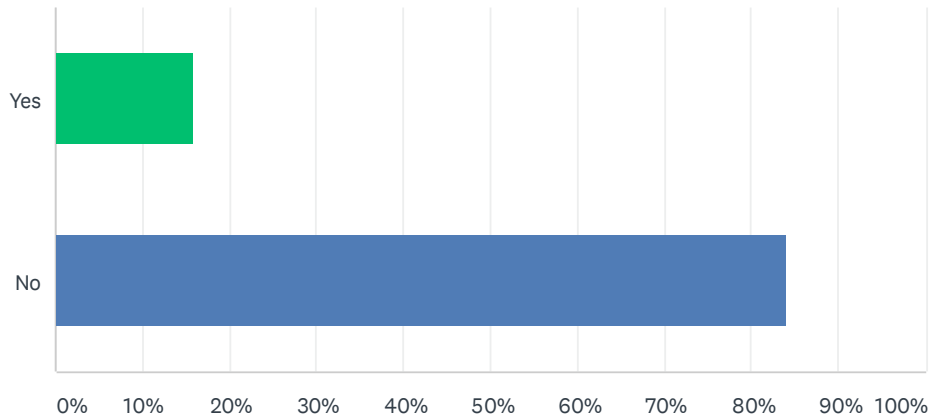
Answered: 88 Skipped: 25



| ANSWER CHOICES        | RESPONSES |
|-----------------------|-----------|
| Extremely valuable    | 5.68% 5   |
| Very valuable         | 21.59% 19 |
| Somewhat valuable     | 44.32% 39 |
| Not so valuable       | 17.05% 15 |
| Not at all valuable   | 11.36% 10 |
| Total Respondents: 88 |           |

Q26 Did you know that in 2019, the Town of Mayerthorpe met twelve (12) out of thirteen (13) municipal performance indicators (financial, governance, and community) demonstrating that the Town is viable?

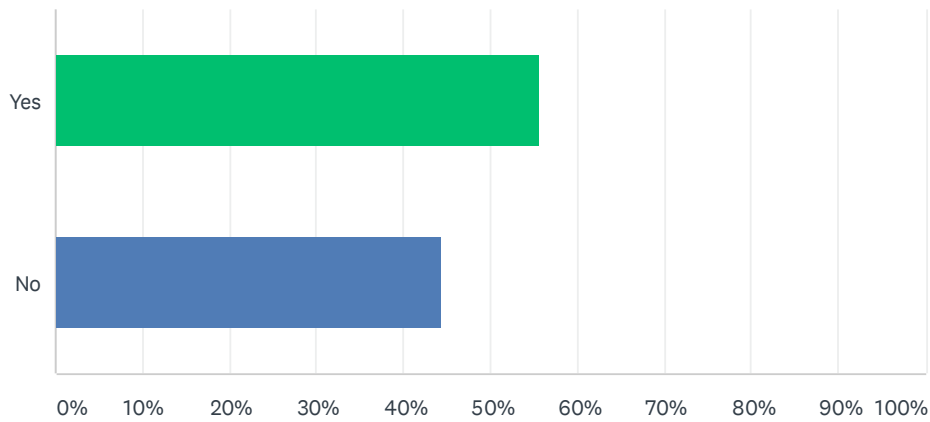
Answered: 88 Skipped: 25



| ANSWER CHOICES        | RESPONSES |
|-----------------------|-----------|
| Yes                   | 15.91% 14 |
| No                    | 84.09% 74 |
| Total Respondents: 88 |           |

Q27 Did you know that the Province downloaded policing costs to municipalities with populations of 5,000 or less? Specifically, where Mayerthorpe is concerned, ratepayers will see an increase in municipal taxes in 2020 - \$23,064, 2021 - \$34,620, and 2022 - \$46,127 as a direct result.

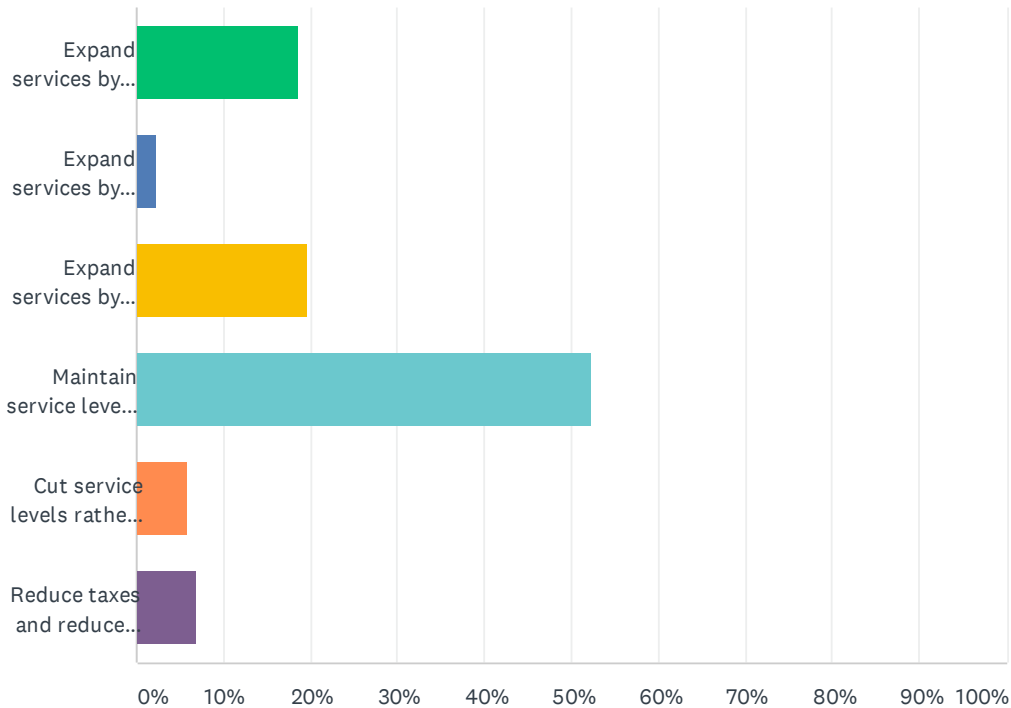
Answered: 88 Skipped: 25



| ANSWER CHOICES        | RESPONSES |    |
|-----------------------|-----------|----|
| Yes                   | 55.68%    | 49 |
| No                    | 44.32%    | 39 |
| Total Respondents: 88 |           |    |

**Q28 The Town must balance Town taxes and user fees WITH service delivery levels established by Council. To do this, which one of the following options would you most like Council to pursue?**

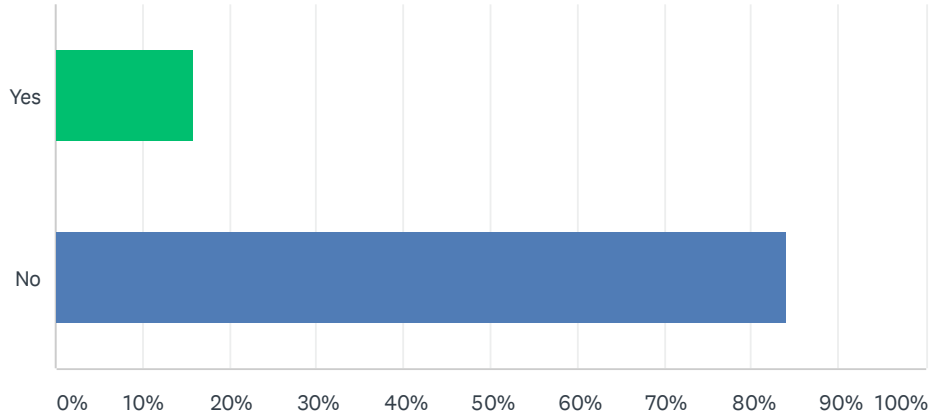
Answered: 86 Skipped: 27



| ANSWER CHOICES   | RESPONSES |    |
|--|-----------|----|
| Expand services by increasing USER FEES  | 18.60%    | 16 |
| Expand services by increasing TAXES  | 2.33%     | 2  |
| Expand services by increasing USER FEES and TAXES (use the comment box to break down percentages eg.) 50% USER, 50% TAXES) | 19.77%    | 17 |
| Maintain service levels — only increase user fees and taxes to account for inflation                                       | 52.33%    | 45 |
| Cut service levels rather than increase taxes and user fees  | 5.81%     | 5  |
| Reduce taxes and reduce service levels   | 6.98%     | 6  |
| Total Respondents: 86  |           |    |

Q29 Did you know that the Town of Mayerthorpe underwent a Municipal Accountability Review in 2020 to ensure compliance with statutes and regulations essential to good governance, the successful operation of a municipality and the viability, safety and well-being of a community and that the Town of Mayerthorpe currently complies with all thirty-six legislative requirements?

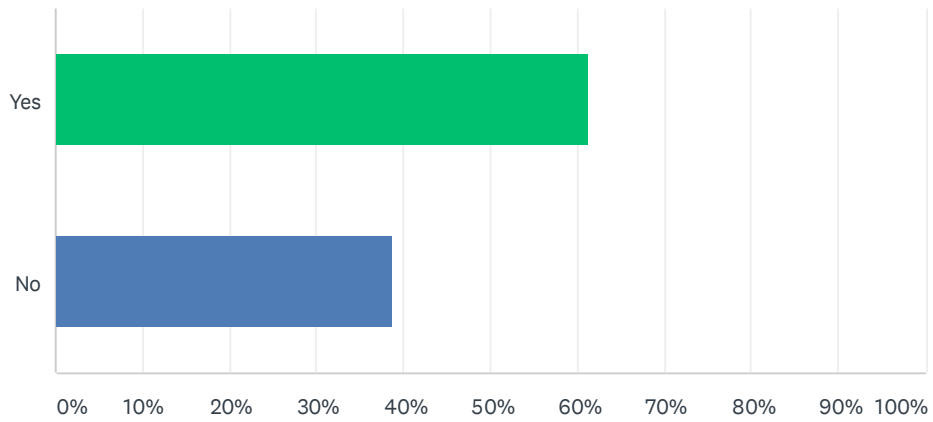
Answered: 88 Skipped: 25



| ANSWER CHOICES        | RESPONSES |    |
|-----------------------|-----------|----|
| Yes                   | 15.91%    | 14 |
| No                    | 84.09%    | 74 |
| Total Respondents: 88 |           |    |

### Q30 Have you contacted or dealt with the Town or a Town employee in the last six months?

Answered: 88 Skipped: 25

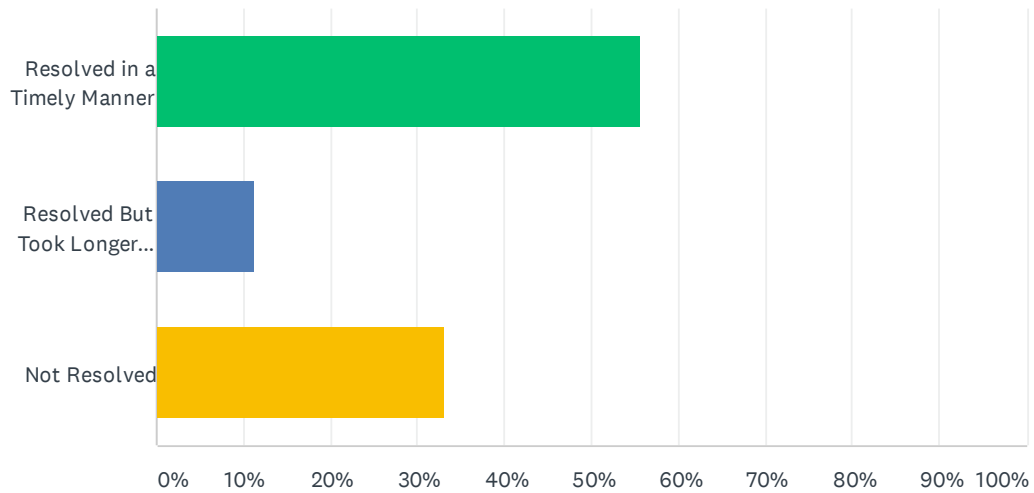


| ANSWER CHOICES        | RESPONSES |    |
|-----------------------|-----------|----|
| Yes                   | 61.36%    | 54 |
| No                    | 38.64%    | 34 |
| Total Respondents: 88 |           |    |



### Q31 If you answered "Yes", would you say the matter you contacted the Town was:

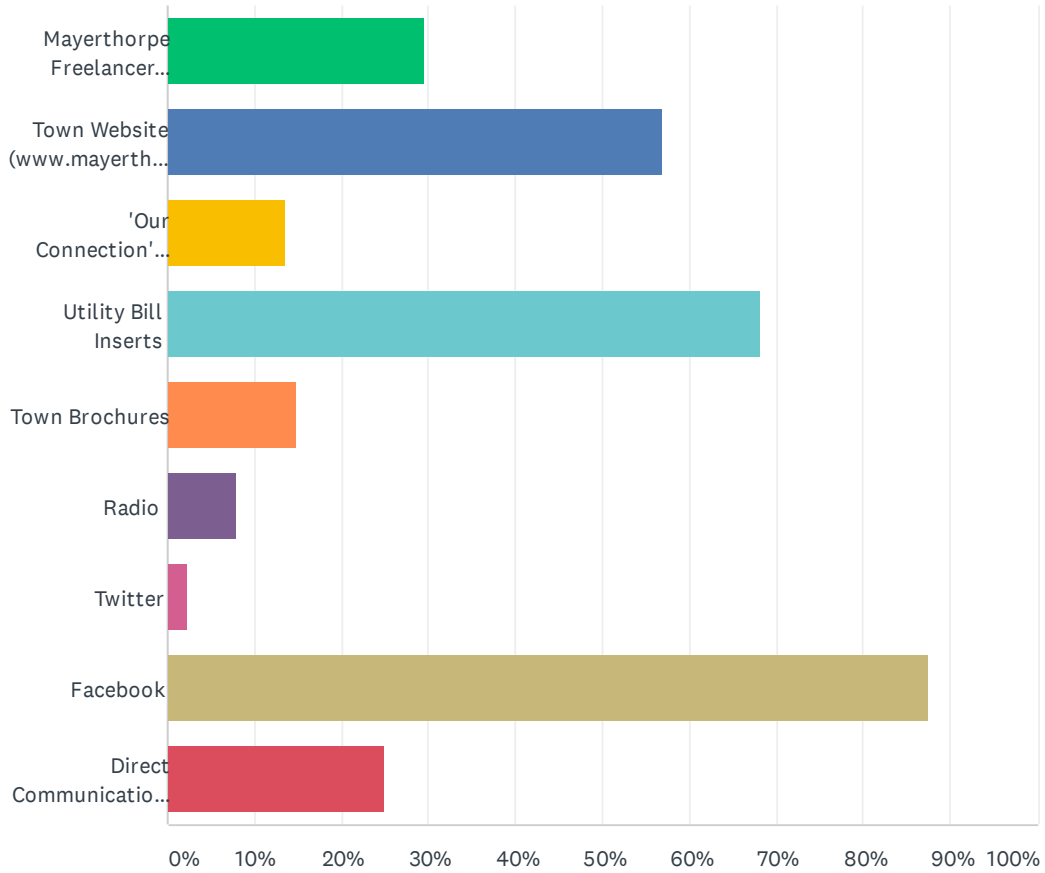
Answered: 88 Skipped: 25



| ANSWER CHOICES                         | RESPONSES |    |
|--|-----------|----|
| Resolved in a Timely Manner            | 55.68%    | 49 |
| Resolved But Took Longer Than Expected | 11.36%    | 10 |
| Not Resolved                           | 32.95%    | 29 |
| Total Respondents: 88                  |           |    |

## Q32 What are your THREE main sources of information about the Town's news, programs, bylaws, etc.?

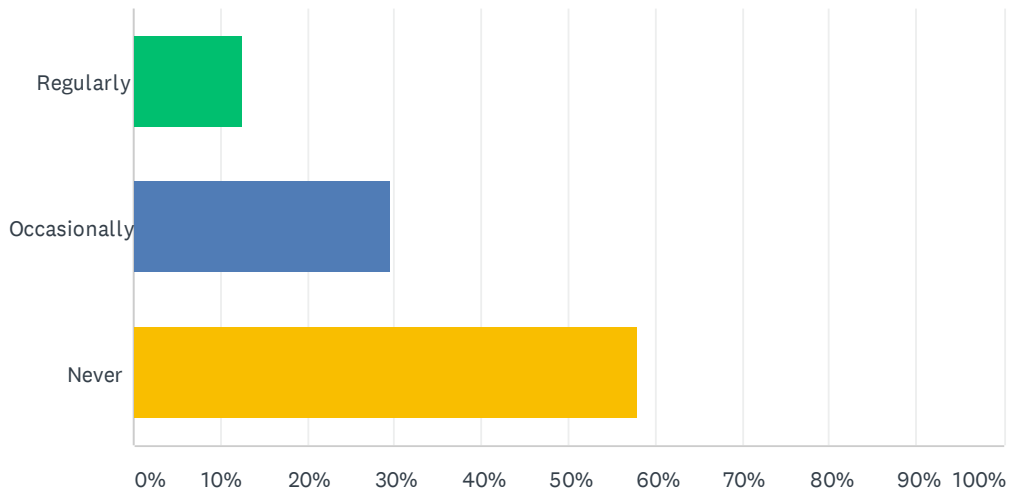
Answered: 88 Skipped: 25



| ANSWER CHOICES                                  | RESPONSES |    |
|---|-----------|----|
| Mayerthorpe Freelancer Public Notices           | 29.55%    | 26 |
| Town Website (www.mayerthorpe.ca)               | 56.82%    | 50 |
| 'Our Connection' Newsletter                     | 13.64%    | 12 |
| Utility Bill Inserts                            | 68.18%    | 60 |
| Town Brochures                                  | 14.77%    | 13 |
| Radio   | 7.95%     | 7  |
| Twitter   | 2.27%     | 2  |
| Facebook  | 87.50%    | 77 |
| Direct Communication - Councillor/Town Employee | 25.00%    | 22 |
| Total Respondents: 88                           |           |    |

### Q33 How often do you read the Town's weekly 'Public Notices' placement in the local paper?

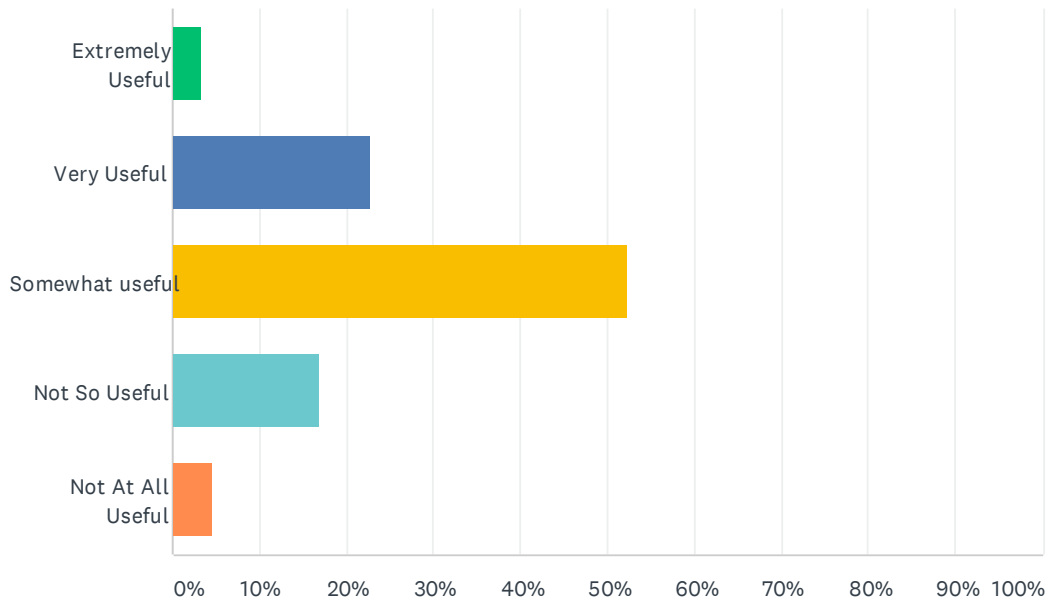
Answered: 88 Skipped: 25



| ANSWER CHOICES        | RESPONSES |    |
|-----------------------|-----------|----|
| Regularly             | 12.50%    | 11 |
| Occasionally          | 29.55%    | 26 |
| Never                 | 57.95%    | 51 |
| Total Respondents: 88 |           |    |

### Q34 How useful do you find the Town of Mayerthorpe website (www.mayerthorpe.ca)?

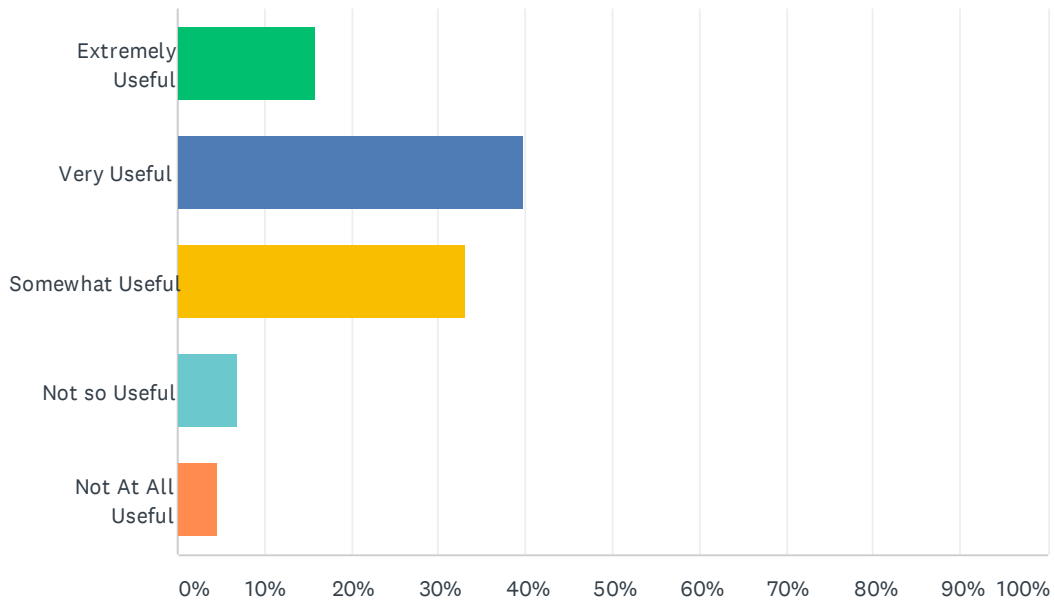
Answered: 88 Skipped: 25



| ANSWER CHOICES        | RESPONSES |    |
|-----------------------|-----------|----|
| Extremely Useful      | 3.41%     | 3  |
| Very Useful           | 22.73%    | 20 |
| Somewhat useful       | 52.27%    | 46 |
| Not So Useful         | 17.05%    | 15 |
| Not At All Useful     | 4.55%     | 4  |
| Total Respondents: 88 |           |    |

### Q35 How useful do you find the Town of Mayerthorpe Facebook Page (My Mayerthorpe)?

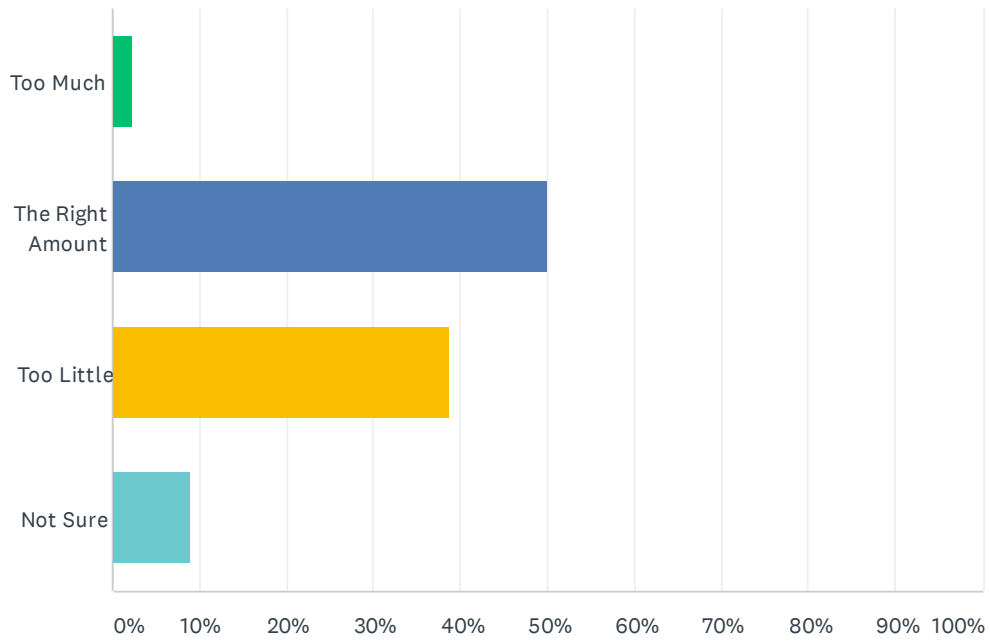
Answered: 88 Skipped: 25



| ANSWER CHOICES        | RESPONSES |    |
|-----------------------|-----------|----|
| Extremely Useful      | 15.91%    | 14 |
| Very Useful           | 39.77%    | 35 |
| Somewhat Useful       | 32.95%    | 29 |
| Not so Useful         | 6.82%     | 6  |
| Not At All Useful     | 4.55%     | 4  |
| Total Respondents: 88 |           |    |

### Q36 Considering the communications you receive from the Town, would you say you receive...

Answered: 88 Skipped: 25



| ANSWER CHOICES        | RESPONSES |
|-----------------------|-----------|
| Too Much              | 2.27% 2   |
| The Right Amount      | 50.00% 44 |
| Too Little            | 38.64% 34 |
| Not Sure              | 9.09% 8   |
| Total Respondents: 88 |           |

## Q37 How do you believe Town of Mayerthorpe can improve its communications?

Answered: 40 Skipped: 73

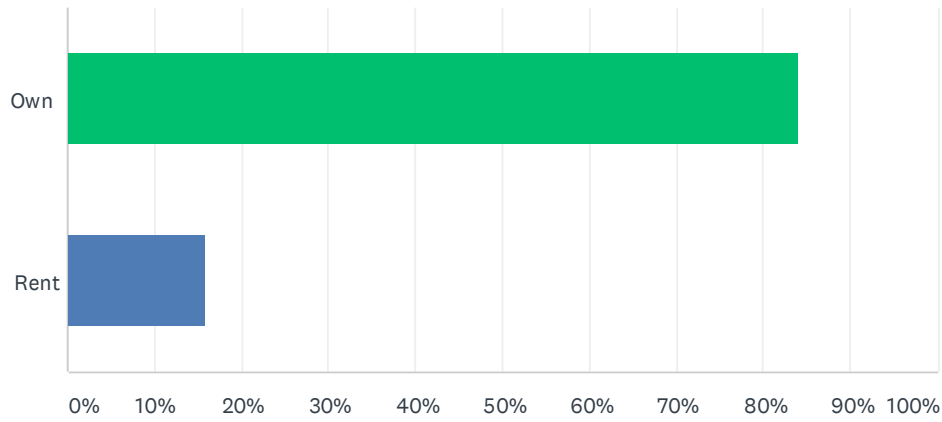
**Q38 OPTIONAL: What is the ONE top priority for Council of the Town of Mayerthorpe to address?**

Answered: 62 Skipped: 51



### Q39 Do you own or rent your PRIMARY residence in Mayerthorpe?

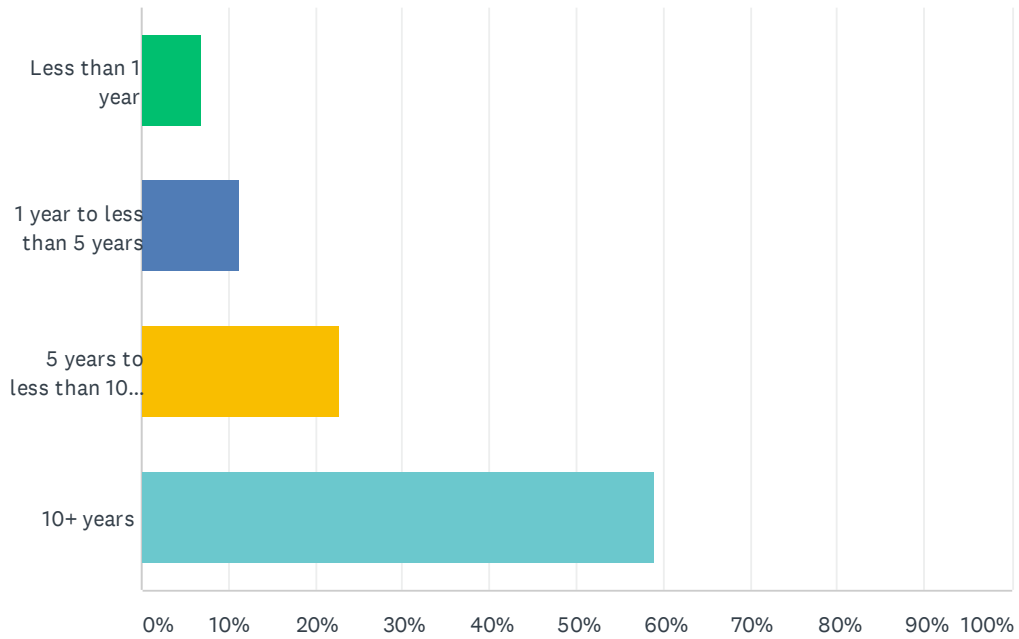
Answered: 88 Skipped: 25



| ANSWER CHOICES        | RESPONSES |
|-----------------------|-----------|
| Own                   | 84.09% 74 |
| Rent                  | 15.91% 14 |
| Total Respondents: 88 |           |

## Q40 How long have you been a resident of Mayerthorpe?

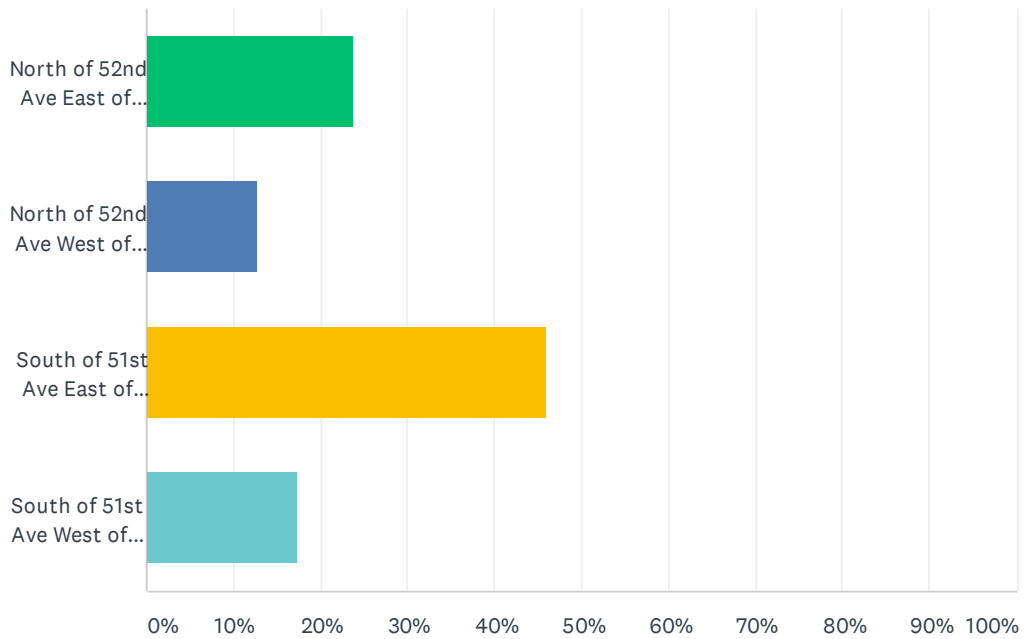
Answered: 88 Skipped: 25



| ANSWER CHOICES                | RESPONSES |    |
|-------------------------------|-----------|----|
| Less than 1 year              | 6.82%     | 6  |
| 1 year to less than 5 years   | 11.36%    | 10 |
| 5 years to less than 10 years | 22.73%    | 20 |
| 10+ years                     | 59.09%    | 52 |
| Total Respondents: 88         |           |    |

**Q41 OPTIONAL: Please indicate where you live in the Town by selecting one of the following:**

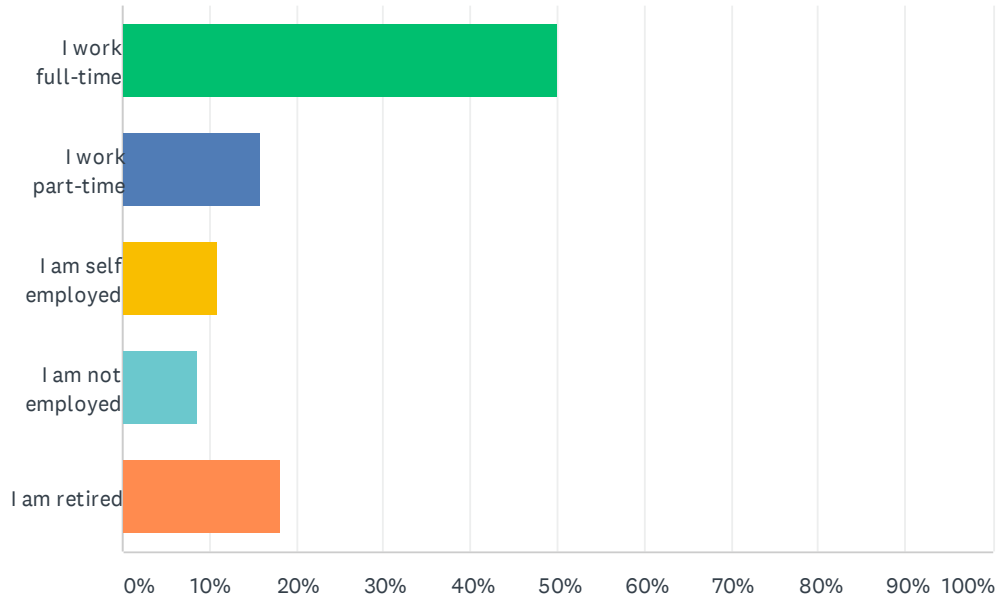
Answered: 63 Skipped: 50



| ANSWER CHOICES                        | RESPONSES |    |
|---------------------------------------|-----------|----|
| North of 52nd Ave East of 50th Street | 23.81%    | 15 |
| North of 52nd Ave West of 50th Street | 12.70%    | 8  |
| South of 51st Ave East of 50th Street | 46.03%    | 29 |
| South of 51st Ave West of 50th Street | 17.46%    | 11 |
| Total Respondents: 63                 |           |    |

## Q42 OPTIONAL: Which of the following categories best applies?

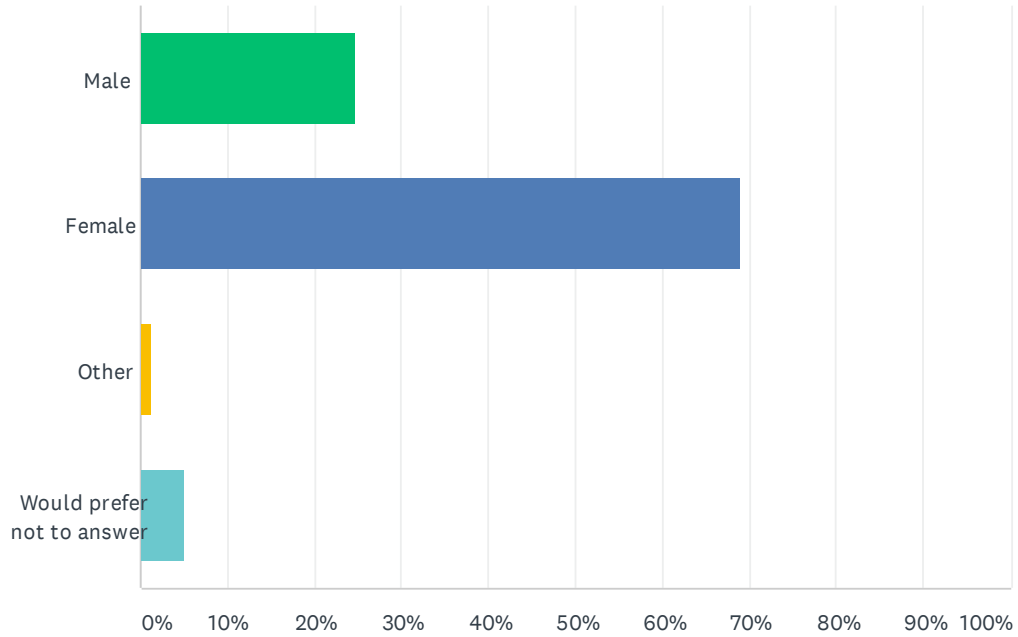
Answered: 82 Skipped: 31



| ANSWER CHOICES        | RESPONSES |    |
|-----------------------|-----------|----|
| I work full-time      | 50.00%    | 41 |
| I work part-time      | 15.85%    | 13 |
| I am self employed    | 10.98%    | 9  |
| I am not employed     | 8.54%     | 7  |
| I am retired          | 18.29%    | 15 |
| Total Respondents: 82 |           |    |

### Q43 OPTIONAL: Your gender?

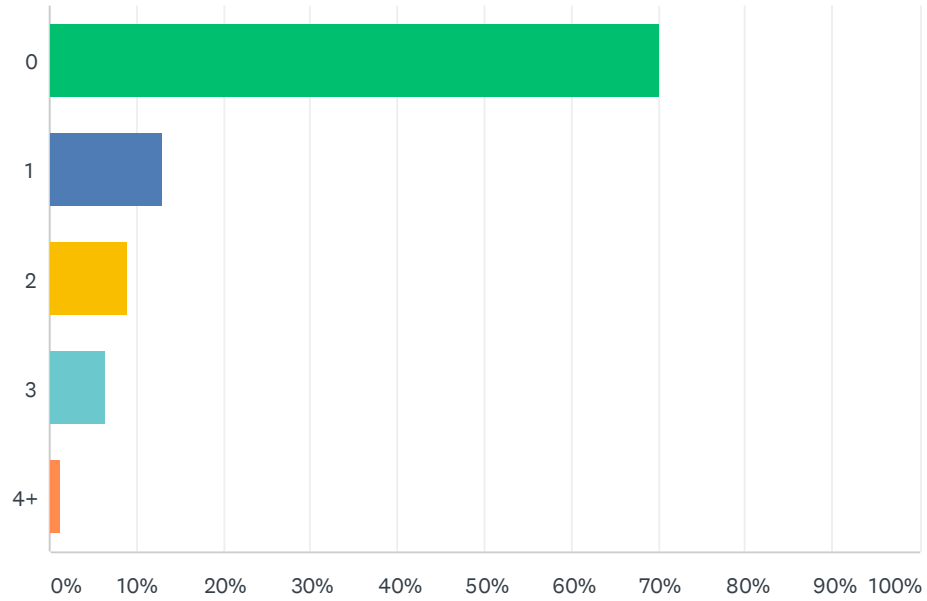
Answered: 81 Skipped: 32



| ANSWER CHOICES             | RESPONSES |    |
|----------------------------|-----------|----|
| Male                       | 24.69%    | 20 |
| Female                     | 69.14%    | 56 |
| Other                      | 1.23%     | 1  |
| Would prefer not to answer | 4.94%     | 4  |
| Total Respondents: 81      |           |    |

### Q44 OPTIONAL: The number of children living in my residence is...

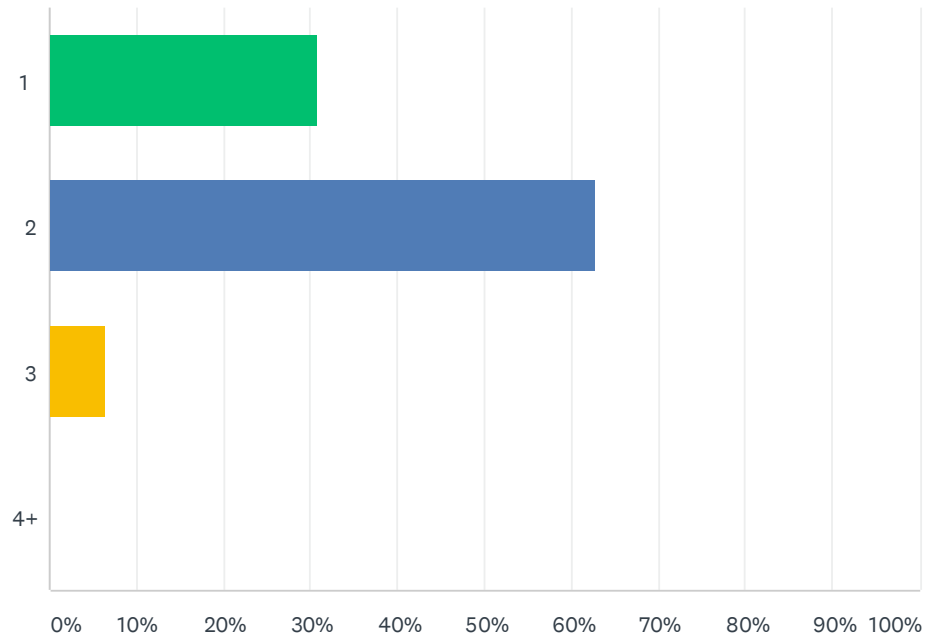
Answered: 77 Skipped: 36



| ANSWER CHOICES        | RESPONSES |    |
|-----------------------|-----------|----|
| 0                     | 70.13%    | 54 |
| 1                     | 12.99%    | 10 |
| 2                     | 9.09%     | 7  |
| 3                     | 6.49%     | 5  |
| 4+                    | 1.30%     | 1  |
| Total Respondents: 77 |           |    |

### Q45 OPTIONAL: The number of adults living in my residence is...

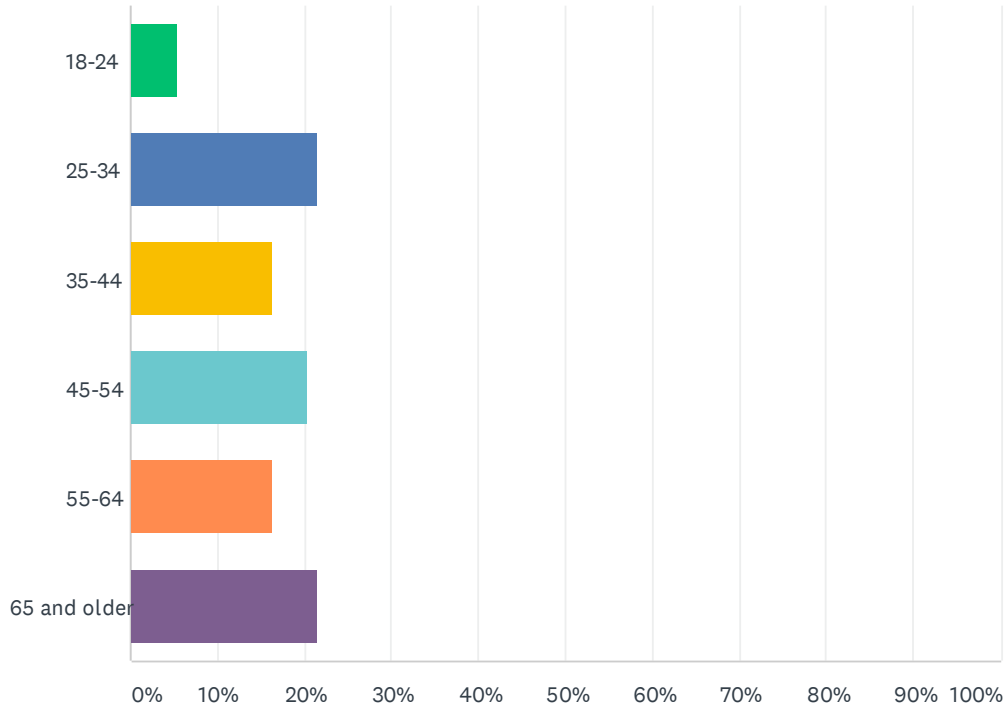
Answered: 78 Skipped: 35



| ANSWER CHOICES        | RESPONSES |    |
|-----------------------|-----------|----|
| 1                     | 30.77%    | 24 |
| 2                     | 62.82%    | 49 |
| 3                     | 6.41%     | 5  |
| 4+                    | 0.00%     | 0  |
| Total Respondents: 78 |           |    |

## Q46 OPTIONAL: What age group are you in?

Answered: 74 Skipped: 39



| ANSWER CHOICES        | RESPONSES |    |
|-----------------------|-----------|----|
| 18-24                 | 5.41%     | 4  |
| 25-34                 | 21.62%    | 16 |
| 35-44                 | 16.22%    | 12 |
| 45-54                 | 20.27%    | 15 |
| 55-64                 | 16.22%    | 12 |
| 65 and older          | 21.62%    | 16 |
| Total Respondents: 74 |           |    |