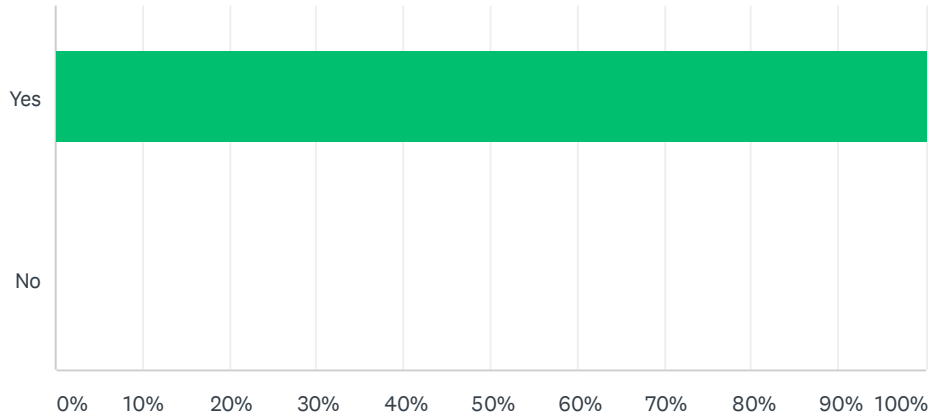


Q1 Do you live in the Town of Mayerthorpe?

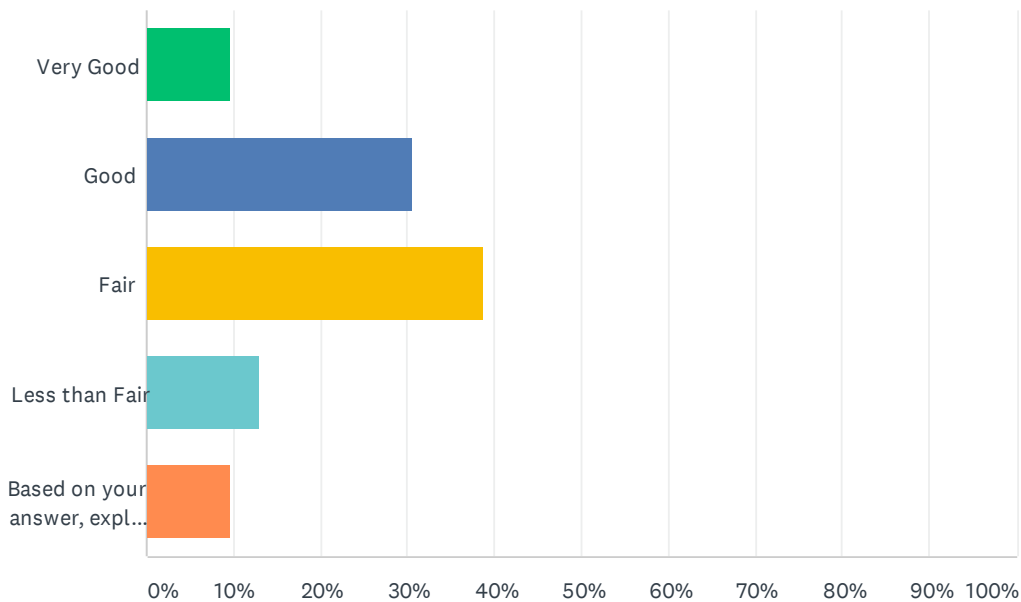
Answered: 62 Skipped: 0



ANSWER CHOICES	RESPONSES	
Yes	100.00%	62
No	0.00%	0
Total Respondents: 62		

Q2 Thinking about public service amenities in Town. In general, how would you rate your quality of life in Mayerthorpe?

Answered: 62 Skipped: 0

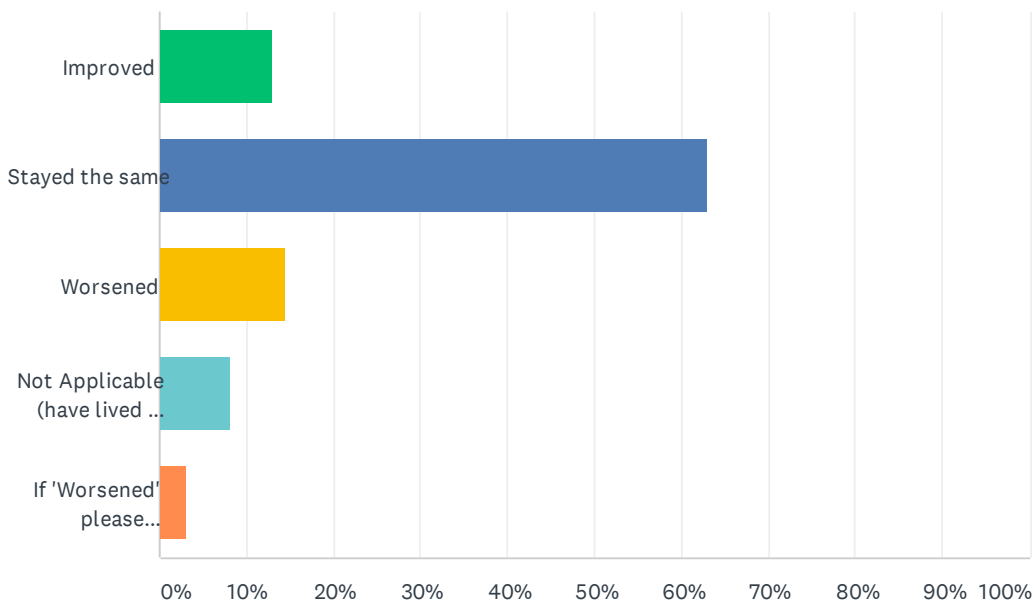


Mayerthorpe Citizen Survey 2020

ANSWER CHOICES	RESPONSES	
Very Good	9.68%	6
Good	30.65%	19
Fair	38.71%	24
Less than Fair	12.90%	8
Based on your answer, explain why:	9.68%	6
Total Respondents: 62		

Q3 Do you feel your quality of life in Mayerthorpe in the past 5 years has...

Answered: 62 Skipped: 0

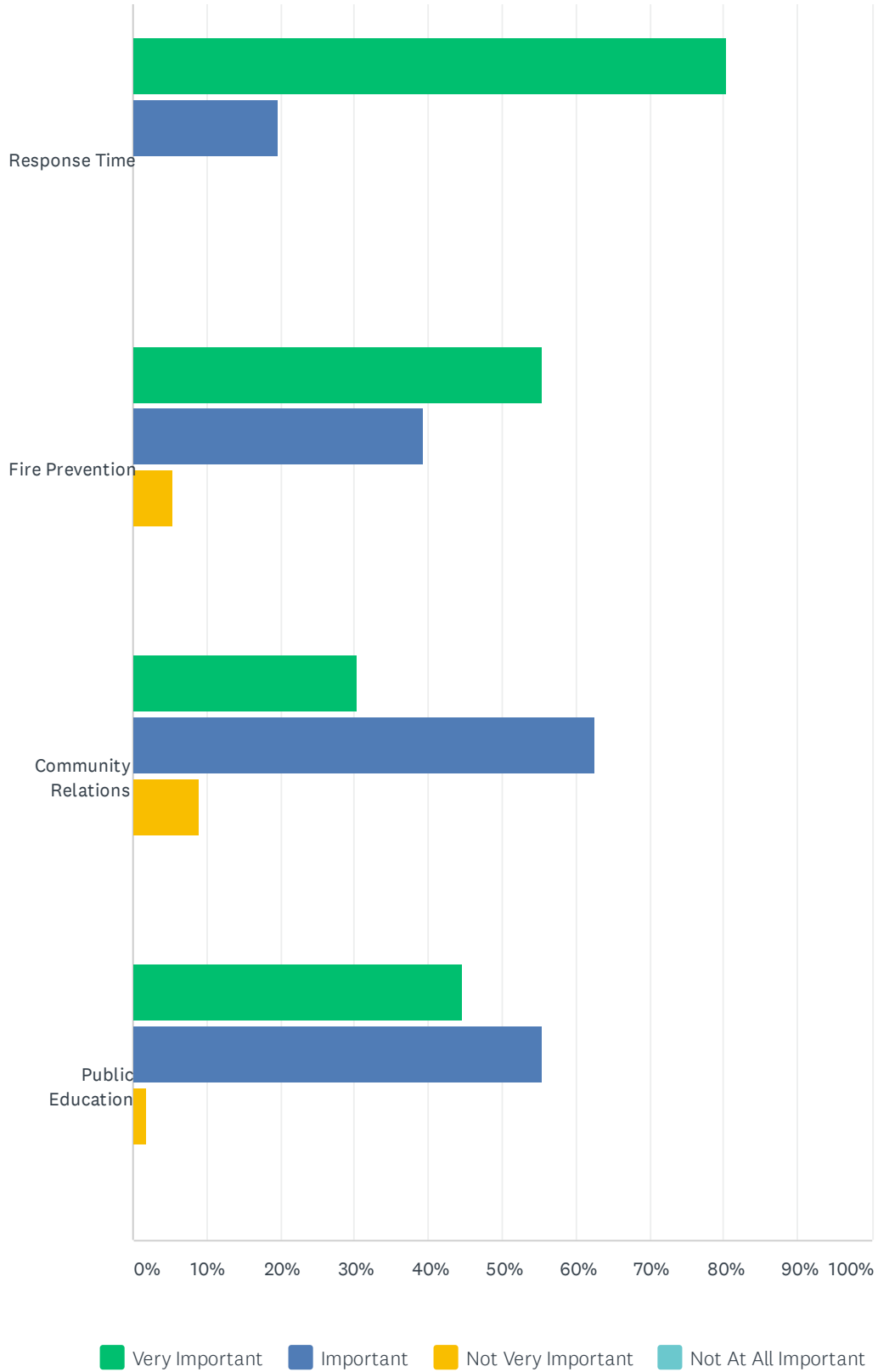


ANSWER CHOICES	RESPONSES	
Improved	12.90%	8
Stayed the same	62.90%	39
Worsened	14.52%	9
Not Applicable (have lived in Mayerthorpe less than 5 years)	8.06%	5
If 'Worsened' please explain:	3.23%	2
Total Respondents: 62		

Q4 How important are the following to you?

Answered: 56 Skipped: 6

Mayerthorpe Citizen Survey 2020



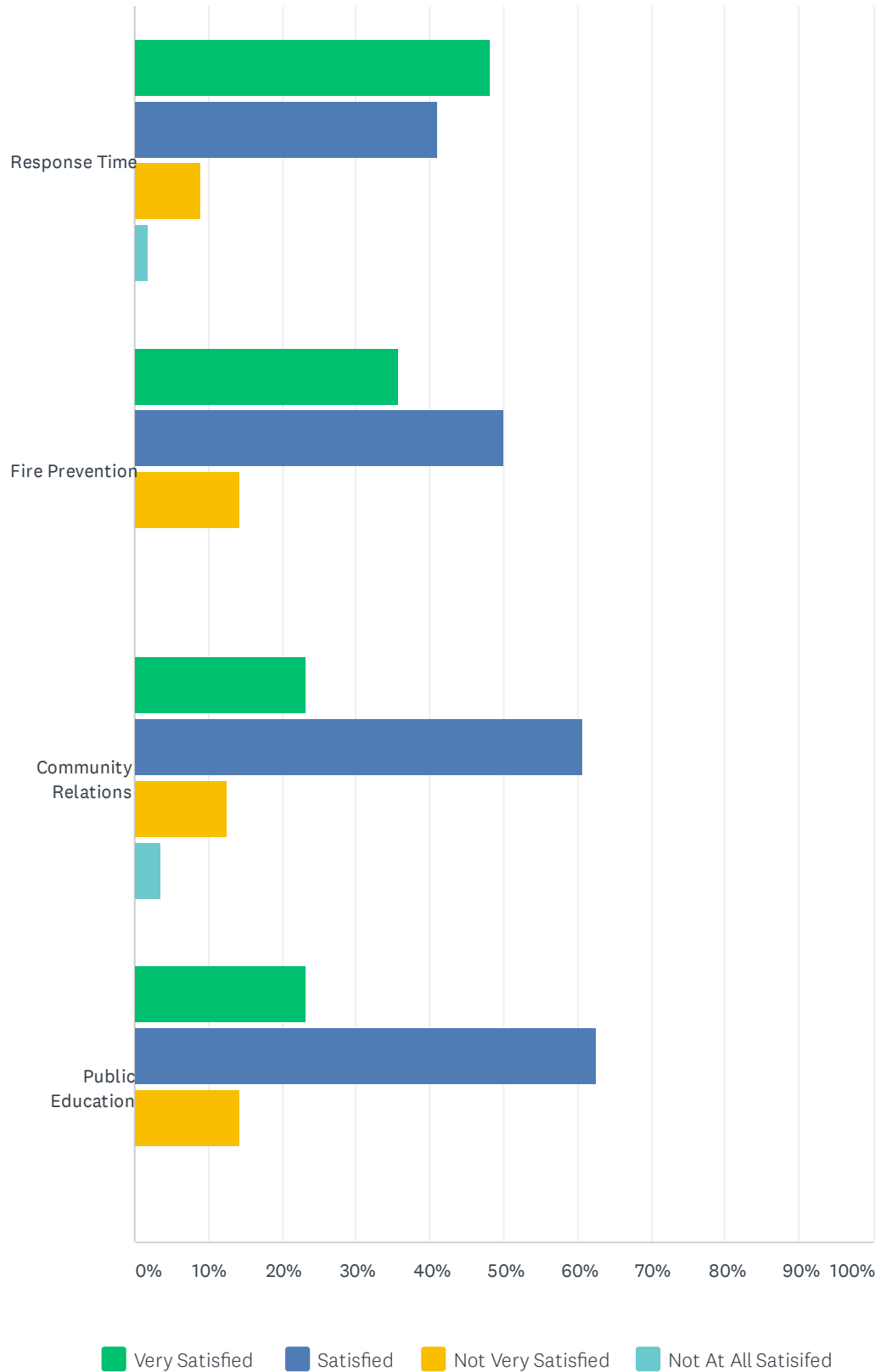
Mayerthorpe Citizen Survey 2020

	VERY IMPORTANT	IMPORTANT	NOT VERY IMPORTANT	NOT AT ALL IMPORTANT	TOTAL RESPONDENTS
Response Time	80.36% 45	19.64% 11	0.00% 0	0.00% 0	56
Fire Prevention	55.36% 31	39.29% 22	5.36% 3	0.00% 0	56
Community Relations	30.36% 17	62.50% 35	8.93% 5	0.00% 0	56
Public Education	44.64% 25	55.36% 31	1.79% 1	0.00% 0	56

Q5 How satisfied are you with the following?

Answered: 56 Skipped: 6

Mayerthorpe Citizen Survey 2020

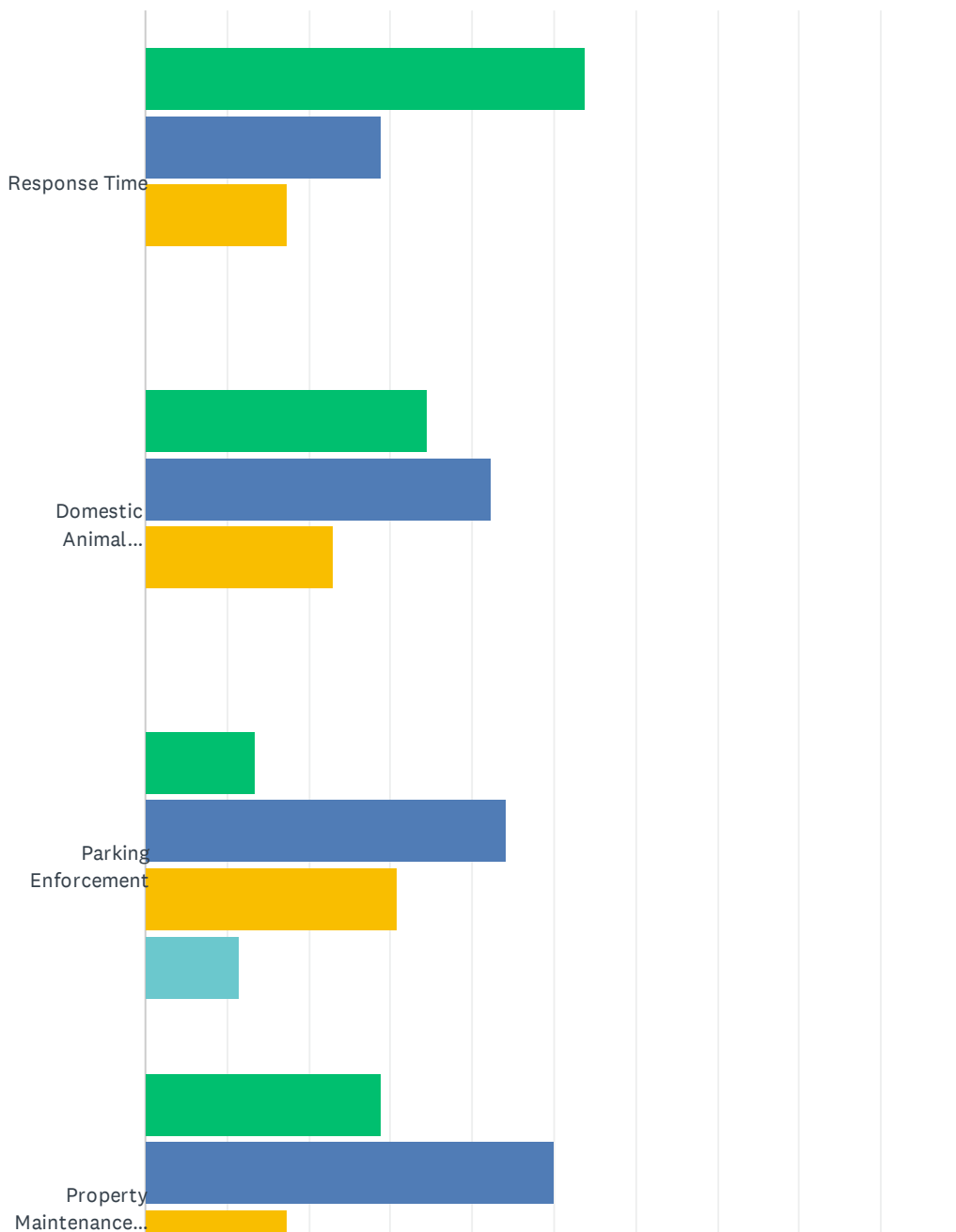


Mayerthorpe Citizen Survey 2020

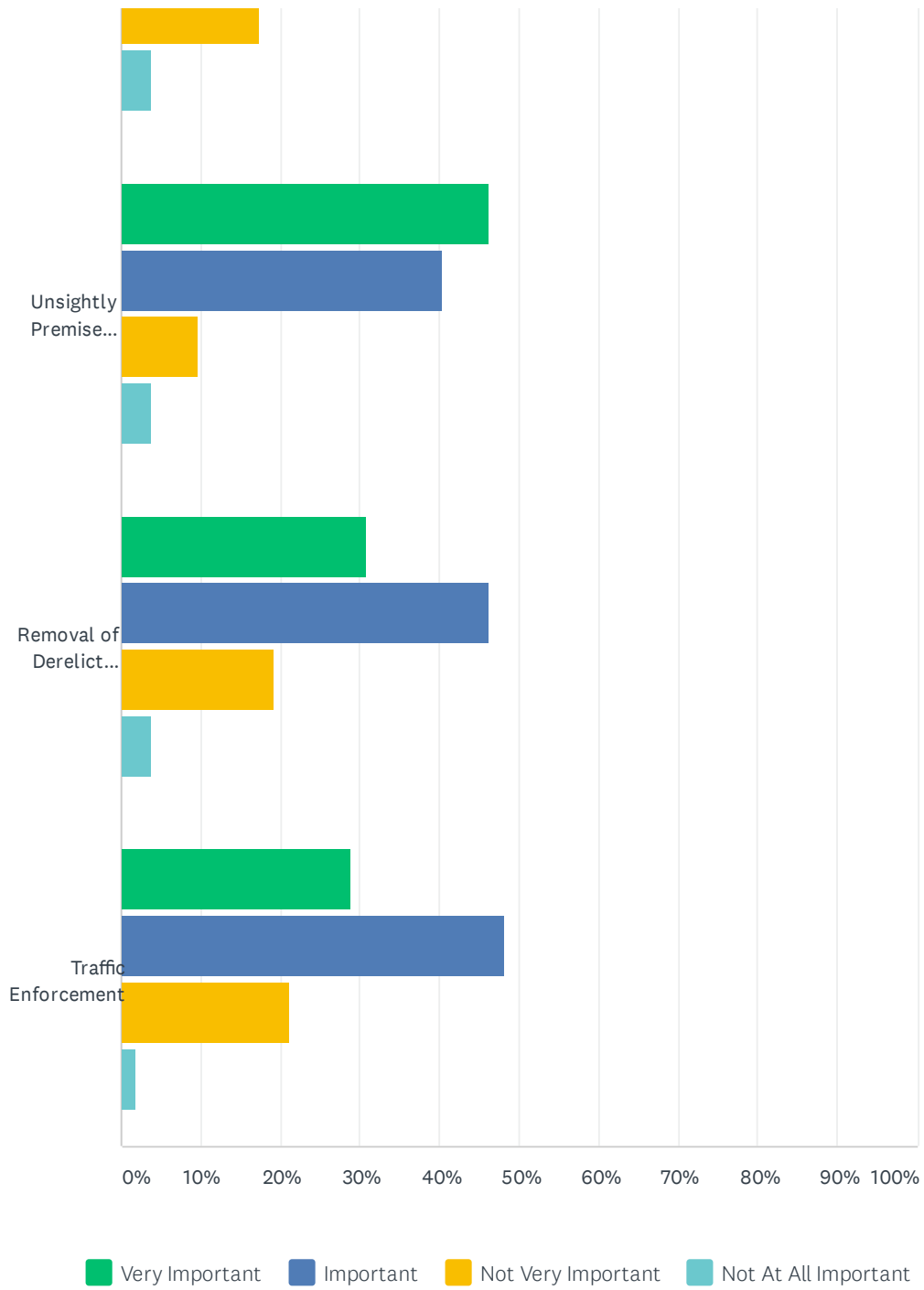
	VERY SATISFIED	SATISFIED	NOT VERY SATISFIED	NOT AT ALL SATISFIED	TOTAL RESPONDENTS
Response Time	48.21% 27	41.07% 23	8.93% 5	1.79% 1	56
Fire Prevention	35.71% 20	50.00% 28	14.29% 8	0.00% 0	56
Community Relations	23.21% 13	60.71% 34	12.50% 7	3.57% 2	56
Public Education	23.21% 13	62.50% 35	14.29% 8	0.00% 0	56

Q6 How important are the following to you?

Answered: 52 Skipped: 10



Mayerthorpe Citizen Survey 2020

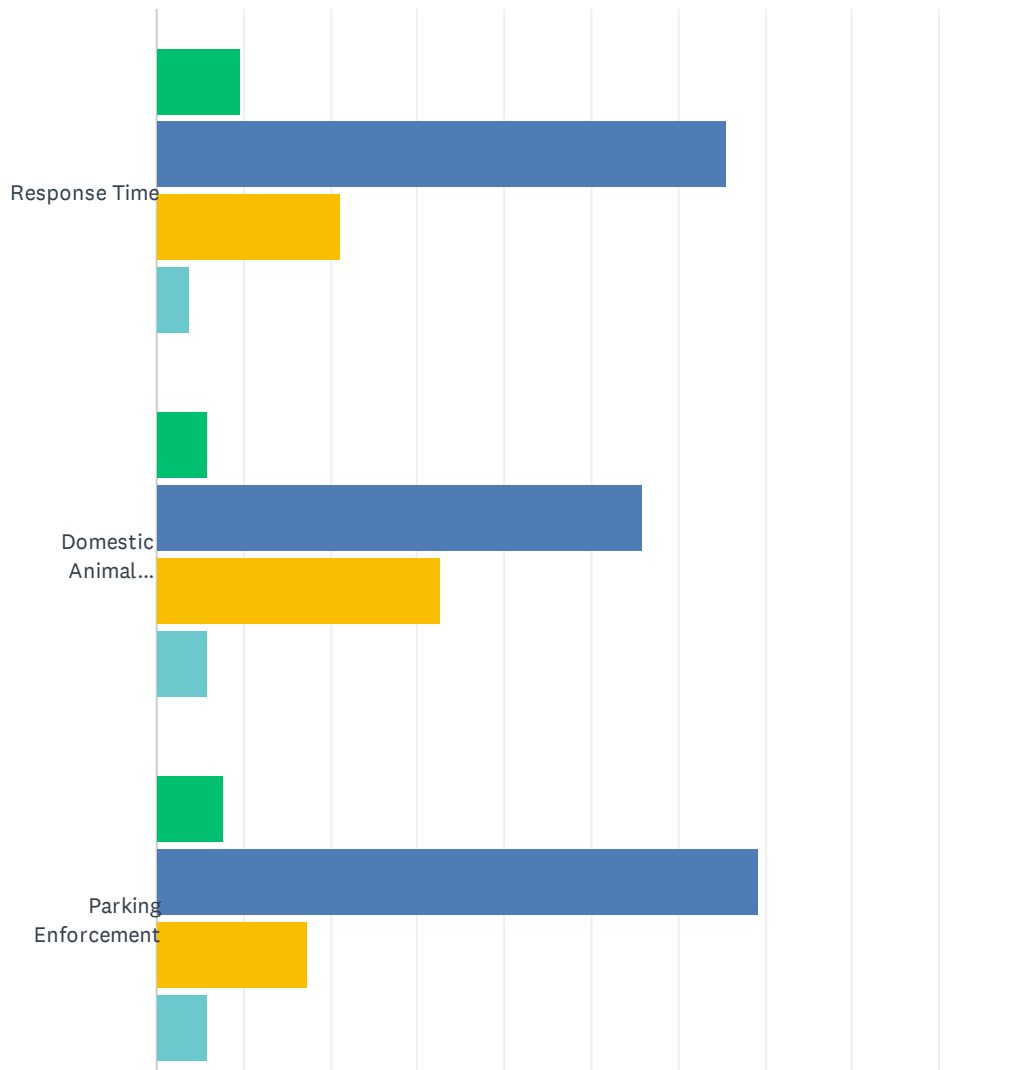


Mayerthorpe Citizen Survey 2020

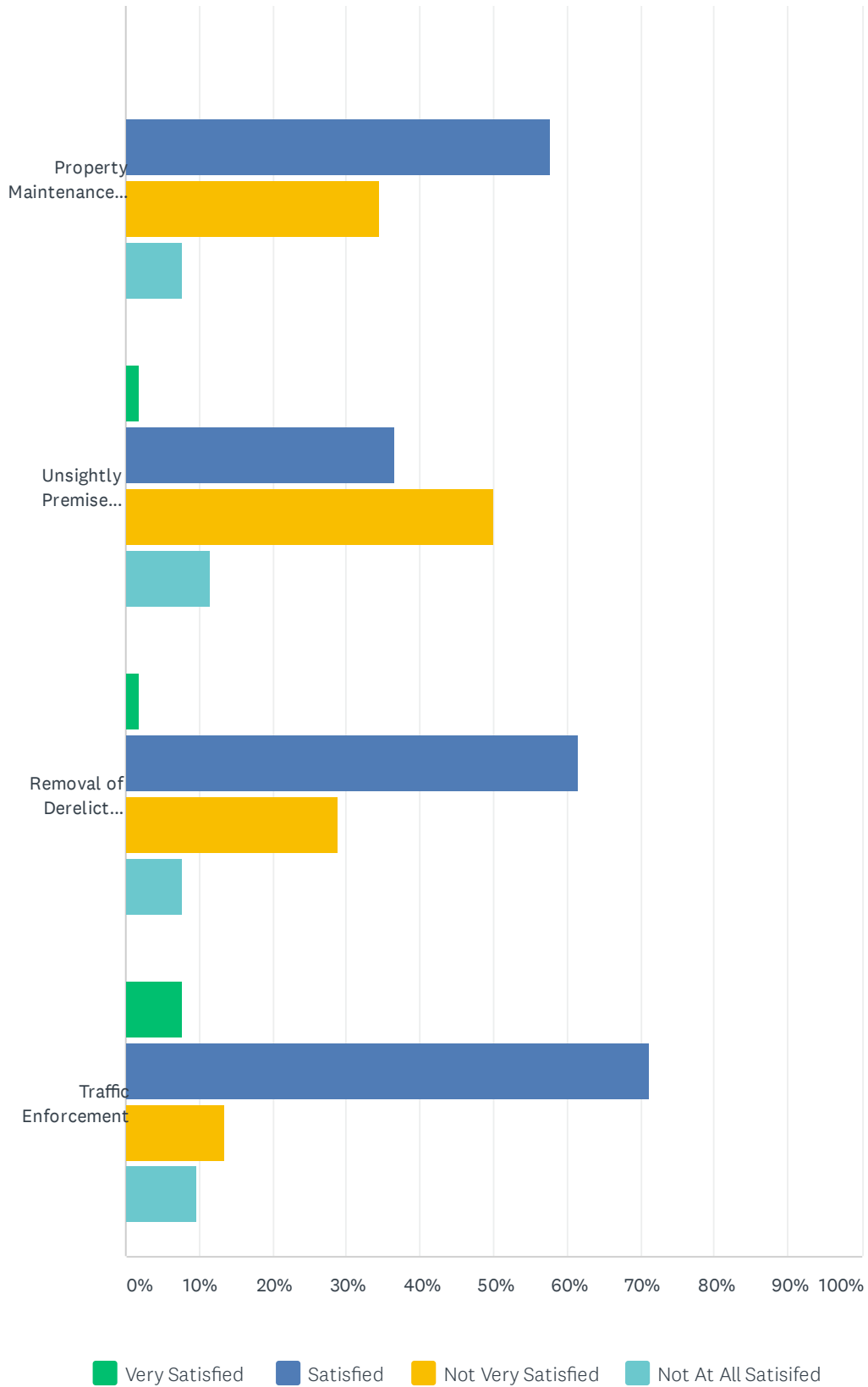
	VERY IMPORTANT	IMPORTANT	NOT VERY IMPORTANT	NOT AT ALL IMPORTANT	TOTAL RESPONDENTS
Response Time	53.85% 28	28.85% 15	17.31% 9	0.00% 0	52
Domestic Animal Enforcement	34.62% 18	42.31% 22	23.08% 12	0.00% 0	52
Parking Enforcement	13.46% 7	44.23% 23	30.77% 16	11.54% 6	52
Property Maintenance Enforcement	28.85% 15	50.00% 26	17.31% 9	3.85% 2	52
Unsightly Premise Enforcement	46.15% 24	40.38% 21	9.62% 5	3.85% 2	52
Removal of Derelict Vehicles Enforcement	30.77% 16	46.15% 24	19.23% 10	3.85% 2	52
Traffic Enforcement	28.85% 15	48.08% 25	21.15% 11	1.92% 1	52

Q7 How satisfied are you with the following?

Answered: 52 Skipped: 10



Mayerthorpe Citizen Survey 2020

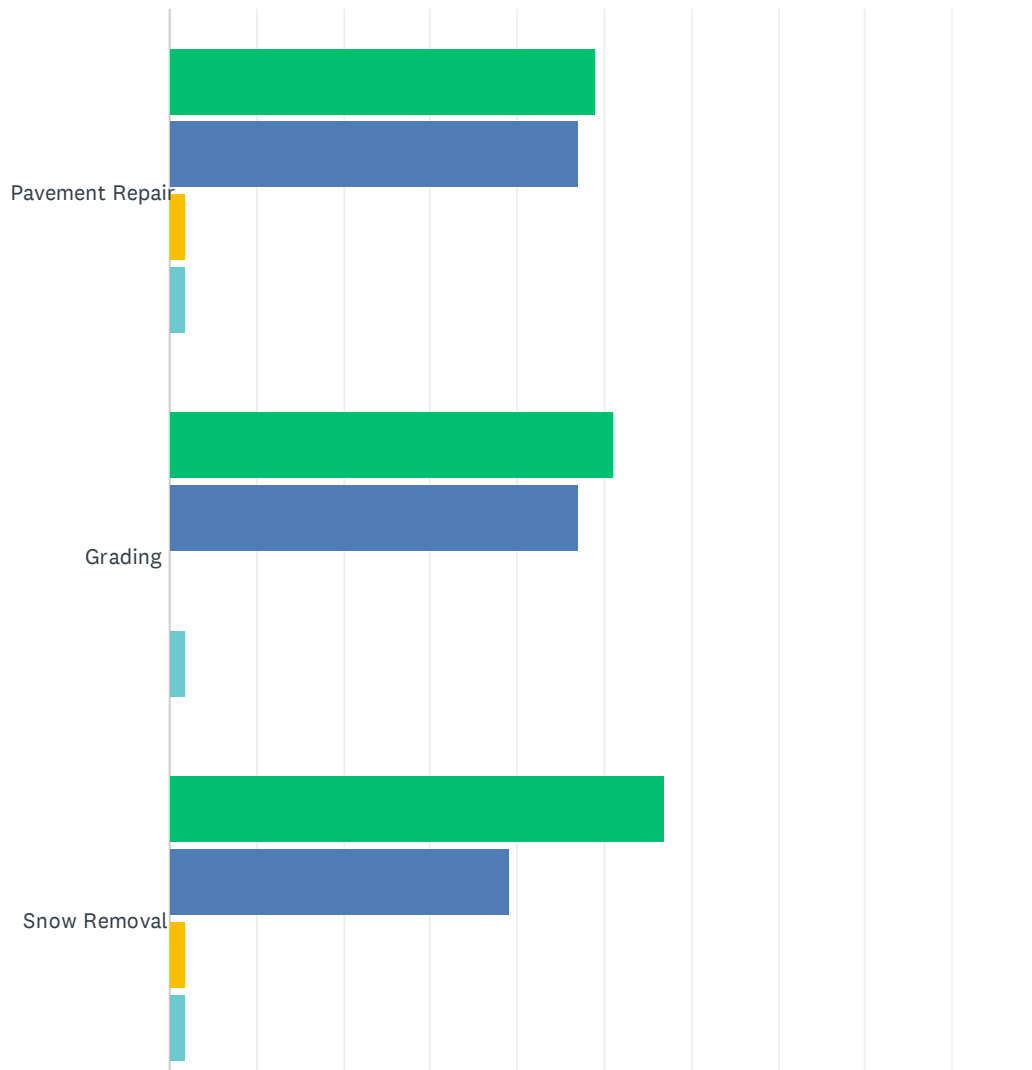


Mayerthorpe Citizen Survey 2020

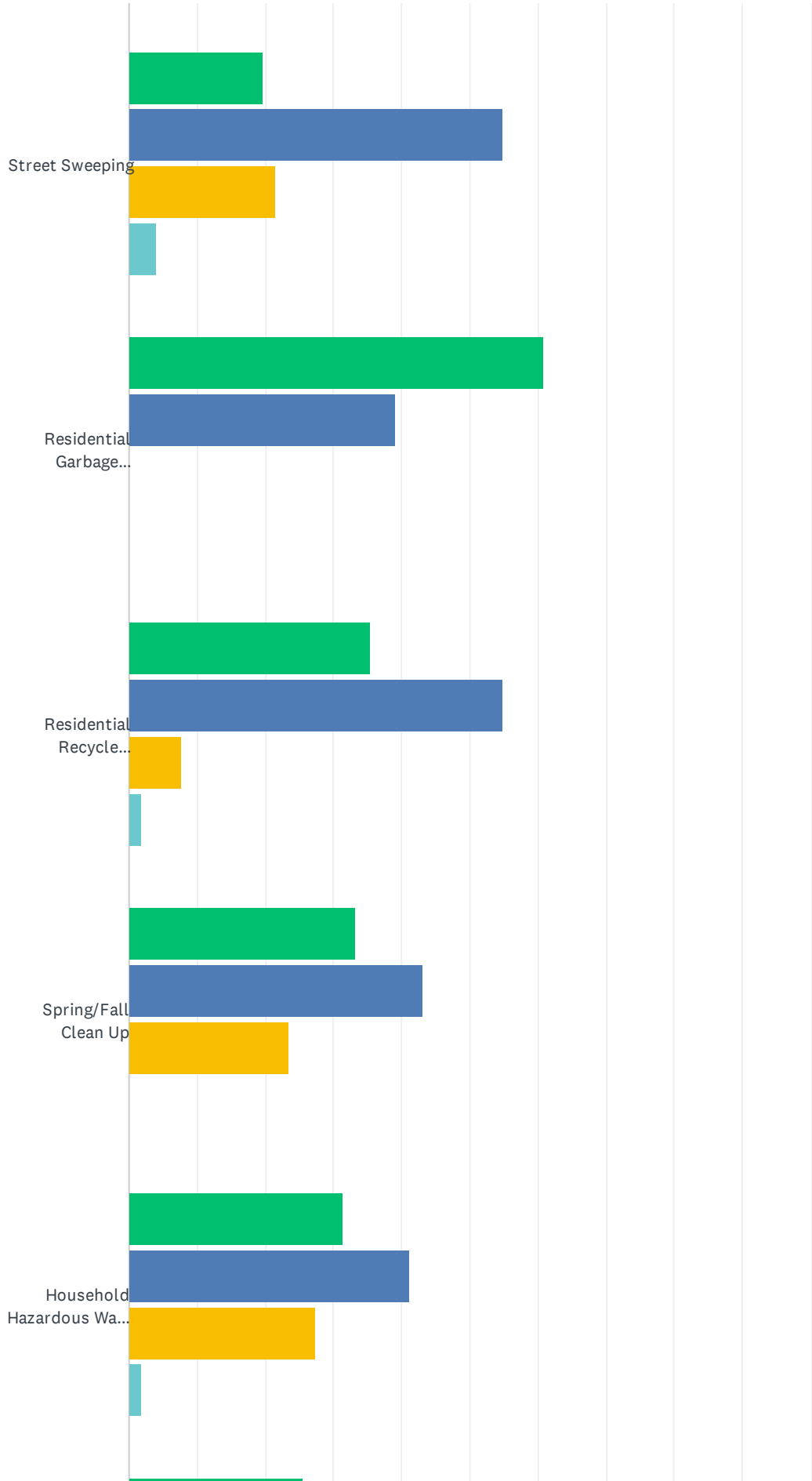
	VERY SATISFIED	SATISFIED	NOT VERY SATISFIED	NOT AT ALL SATISFIED	TOTAL RESPONDENTS
Response Time	9.62% 5	65.38% 34	21.15% 11	3.85% 2	52
Domestic Animal Enforcement	5.77% 3	55.77% 29	32.69% 17	5.77% 3	52
Parking Enforcement	7.69% 4	69.23% 36	17.31% 9	5.77% 3	52
Property Maintenance Enforcement	0.00% 0	57.69% 30	34.62% 18	7.69% 4	52
Unsightly Premise Enforcement	1.92% 1	36.54% 19	50.00% 26	11.54% 6	52
Removal of Derelict Vehicles Enforcement	1.92% 1	61.54% 32	28.85% 15	7.69% 4	52
Traffic Enforcement	7.69% 4	71.15% 37	13.46% 7	9.62% 5	52

Q8 How important are the following to you?

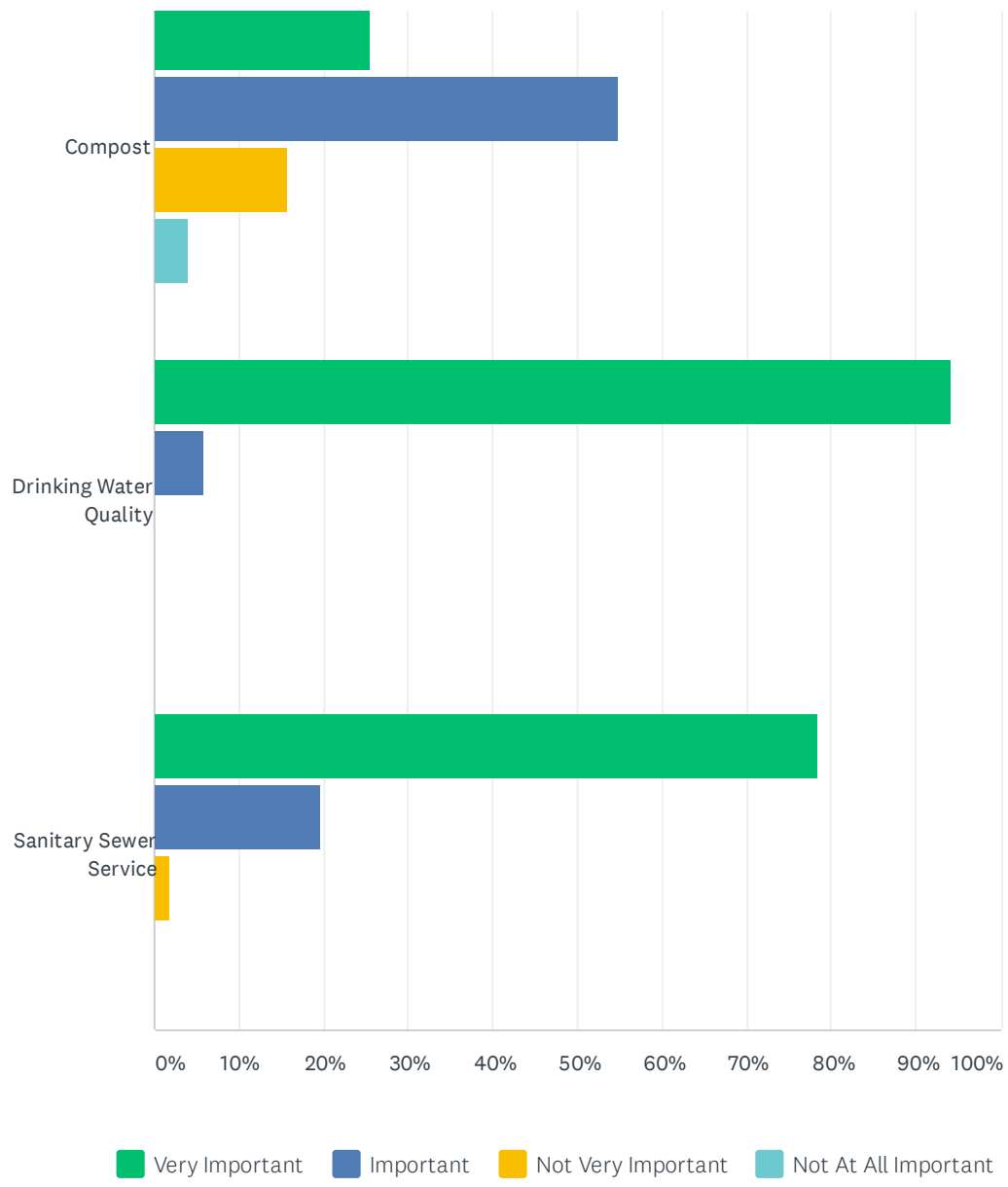
Answered: 51 Skipped: 11



Mayerthorpe Citizen Survey 2020



Mayerthorpe Citizen Survey 2020

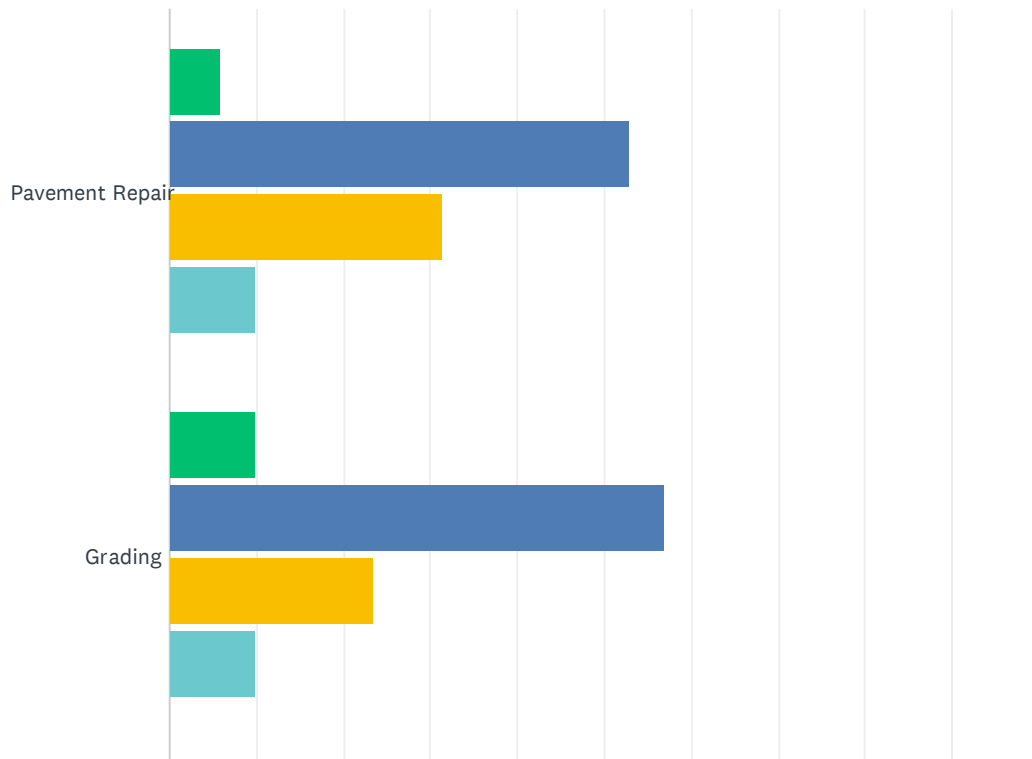


Mayerthorpe Citizen Survey 2020

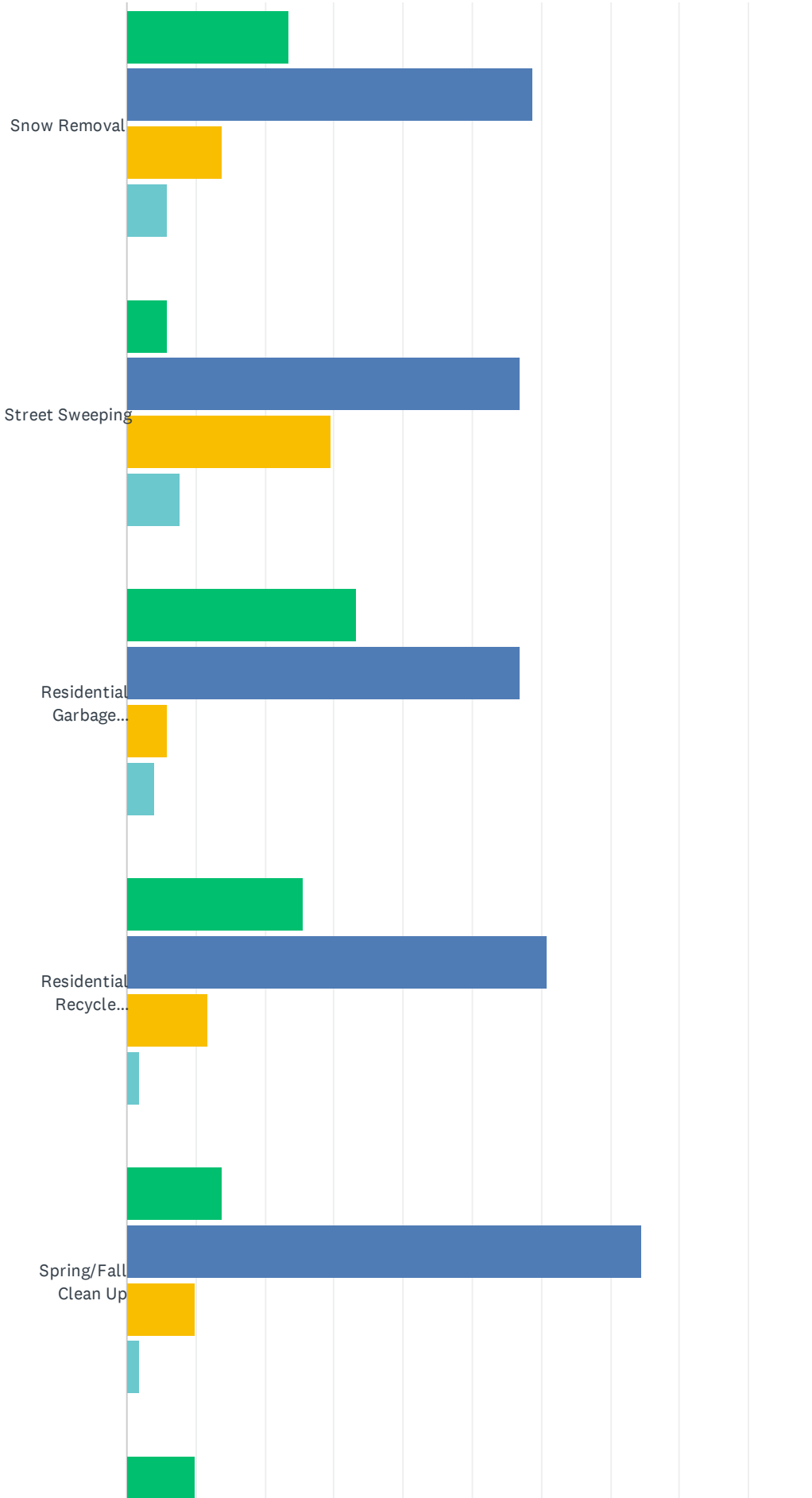
	VERY IMPORTANT	IMPORTANT	NOT VERY IMPORTANT	NOT AT ALL IMPORTANT	TOTAL RESPONDENTS
Pavement Repair	49.02% 25	47.06% 24	1.96% 1	1.96% 1	51
Grading	50.98% 26	47.06% 24	0.00% 0	1.96% 1	51
Snow Removal	56.86% 29	39.22% 20	1.96% 1	1.96% 1	51
Street Sweeping	19.61% 10	54.90% 28	21.57% 11	3.92% 2	51
Residential Garbage Collection	60.78% 31	39.22% 20	0.00% 0	0.00% 0	51
Residential Recycle Collection	35.29% 18	54.90% 28	7.84% 4	1.96% 1	51
Spring/Fall Clean Up	33.33% 17	43.14% 22	23.53% 12	0.00% 0	51
Household Hazardous Waste Collection	31.37% 16	41.18% 21	27.45% 14	1.96% 1	51
Compost	25.49% 13	54.90% 28	15.69% 8	3.92% 2	51
Drinking Water Quality	94.12% 48	5.88% 3	0.00% 0	0.00% 0	51
Sanitary Sewer Service	78.43% 40	19.61% 10	1.96% 1	0.00% 0	51

Q9 How satisfied are you?

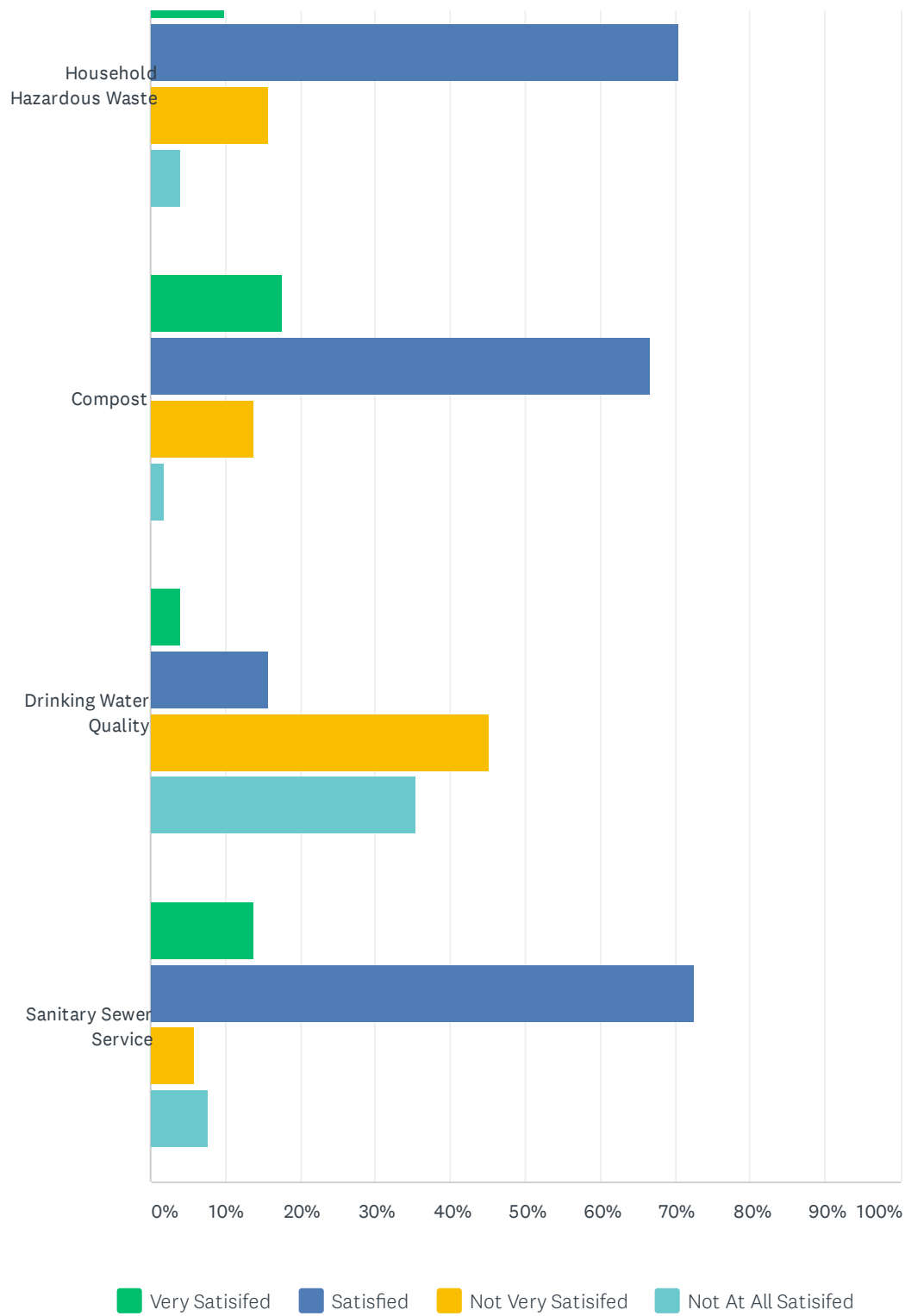
Answered: 51 Skipped: 11



Mayerthorpe Citizen Survey 2020



Mayerthorpe Citizen Survey 2020



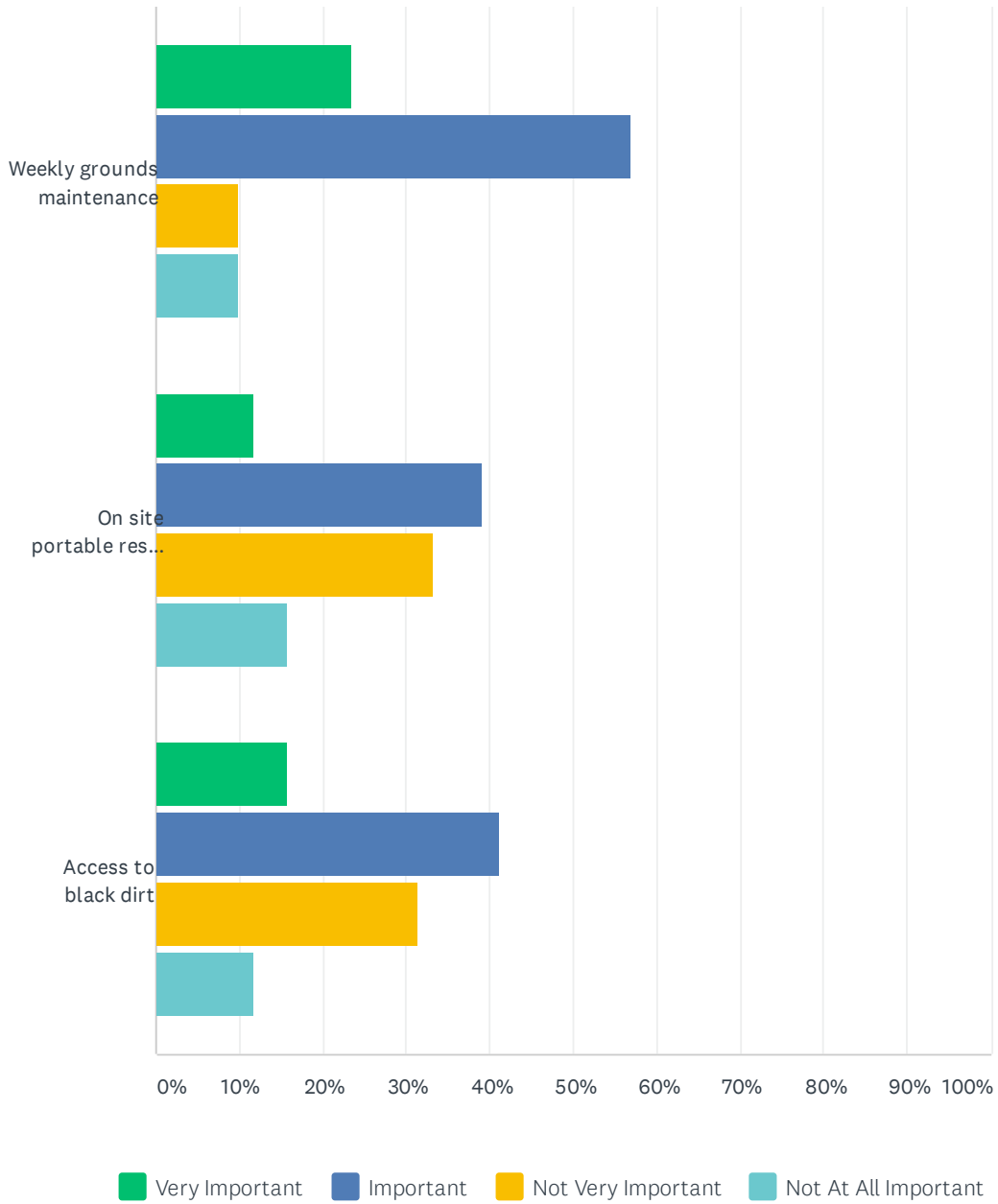
Mayerthorpe Citizen Survey 2020

	VERY SATISFIED	SATISFIED	NOT VERY SATISFIED	NOT AT ALL SATISFIED	TOTAL RESPONDENTS
Pavement Repair	5.88% 3	52.94% 27	31.37% 16	9.80% 5	51
Grading	9.80% 5	56.86% 29	23.53% 12	9.80% 5	51
Snow Removal	23.53% 12	58.82% 30	13.73% 7	5.88% 3	51
Street Sweeping	5.88% 3	56.86% 29	29.41% 15	7.84% 4	51
Residential Garbage Collection	33.33% 17	56.86% 29	5.88% 3	3.92% 2	51
Residential Recycle Collection	25.49% 13	60.78% 31	11.76% 6	1.96% 1	51
Spring/Fall Clean Up	13.73% 7	74.51% 38	9.80% 5	1.96% 1	51
Household Hazardous Waste	9.80% 5	70.59% 36	15.69% 8	3.92% 2	51
Compost	17.65% 9	66.67% 34	13.73% 7	1.96% 1	51
Drinking Water Quality	3.92% 2	15.69% 8	45.10% 23	35.29% 18	51
Sanitary Sewer Service	13.73% 7	72.55% 37	5.88% 3	7.84% 4	51

Q10 How important are the following to you?

Answered: 51 Skipped: 11

Mayerthorpe Citizen Survey 2020



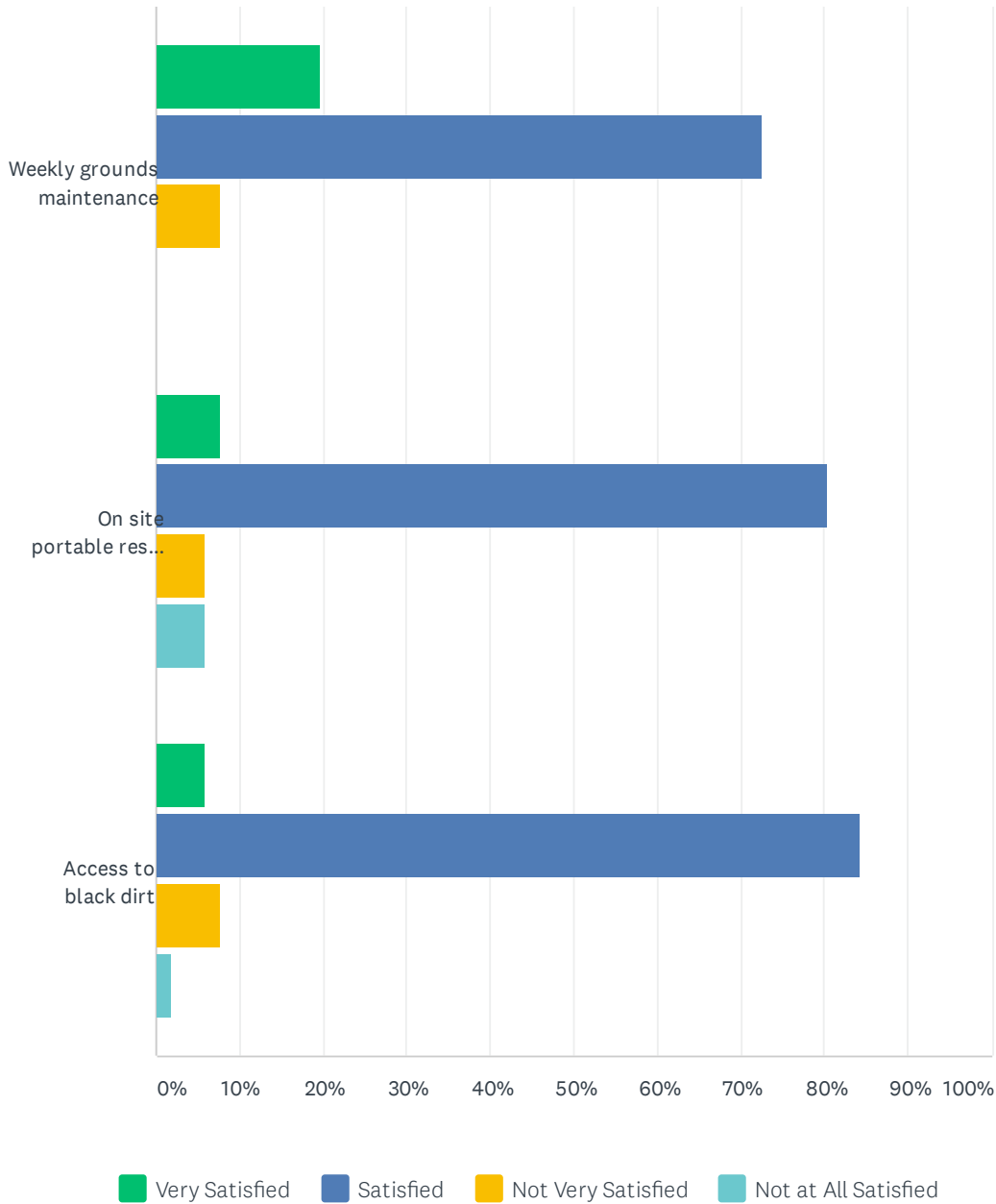
■ Very Important
 ■ Important
 ■ Not Very Important
 ■ Not At All Important

	VERY IMPORTANT	IMPORTANT	NOT VERY IMPORTANT	NOT AT ALL IMPORTANT	TOTAL RESPONDENTS
Weekly grounds maintenance	23.53% 12	56.86% 29	9.80% 5	9.80% 5	51
On site portable rest room	11.76% 6	39.22% 20	33.33% 17	15.69% 8	51
Access to black dirt	15.69% 8	41.18% 21	31.37% 16	11.76% 6	51

Q11 How satisfied are you with?

Answered: 51 Skipped: 11

Mayerthorpe Citizen Survey 2020

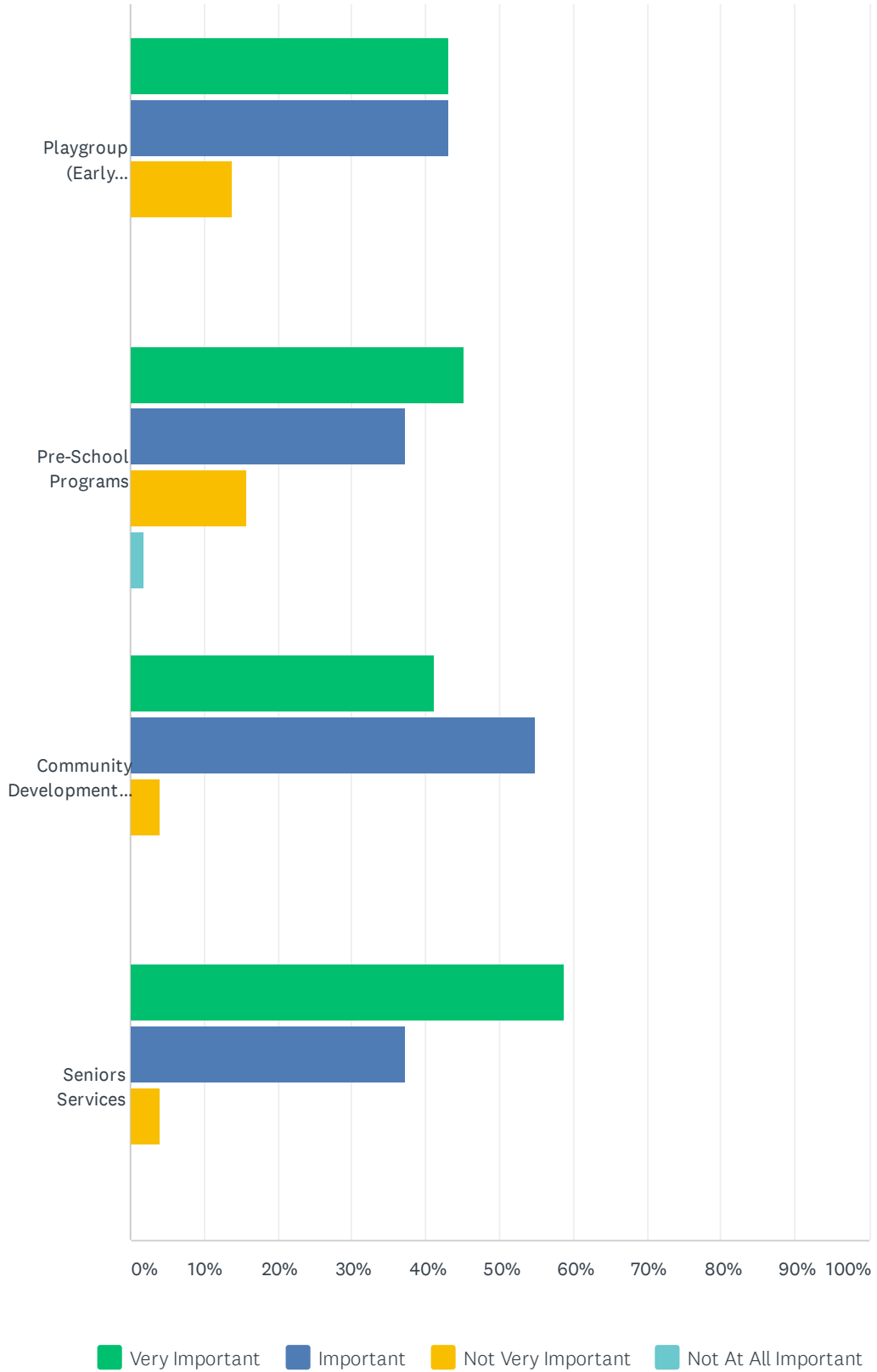


	VERY SATISFIED	SATISFIED	NOT VERY SATISFIED	NOT AT ALL SATISFIED	TOTAL RESPONDENTS
Weekly grounds maintenance	19.61% 10	72.55% 37	7.84% 4	0.00% 0	51
On site portable rest room	7.84% 4	80.39% 41	5.88% 3	5.88% 3	51
Access to black dirt	5.88% 3	84.31% 43	7.84% 4	1.96% 1	51

Q12 How important are the following to you, even if you do not use this service?

Answered: 51 Skipped: 11

Mayerthorpe Citizen Survey 2020



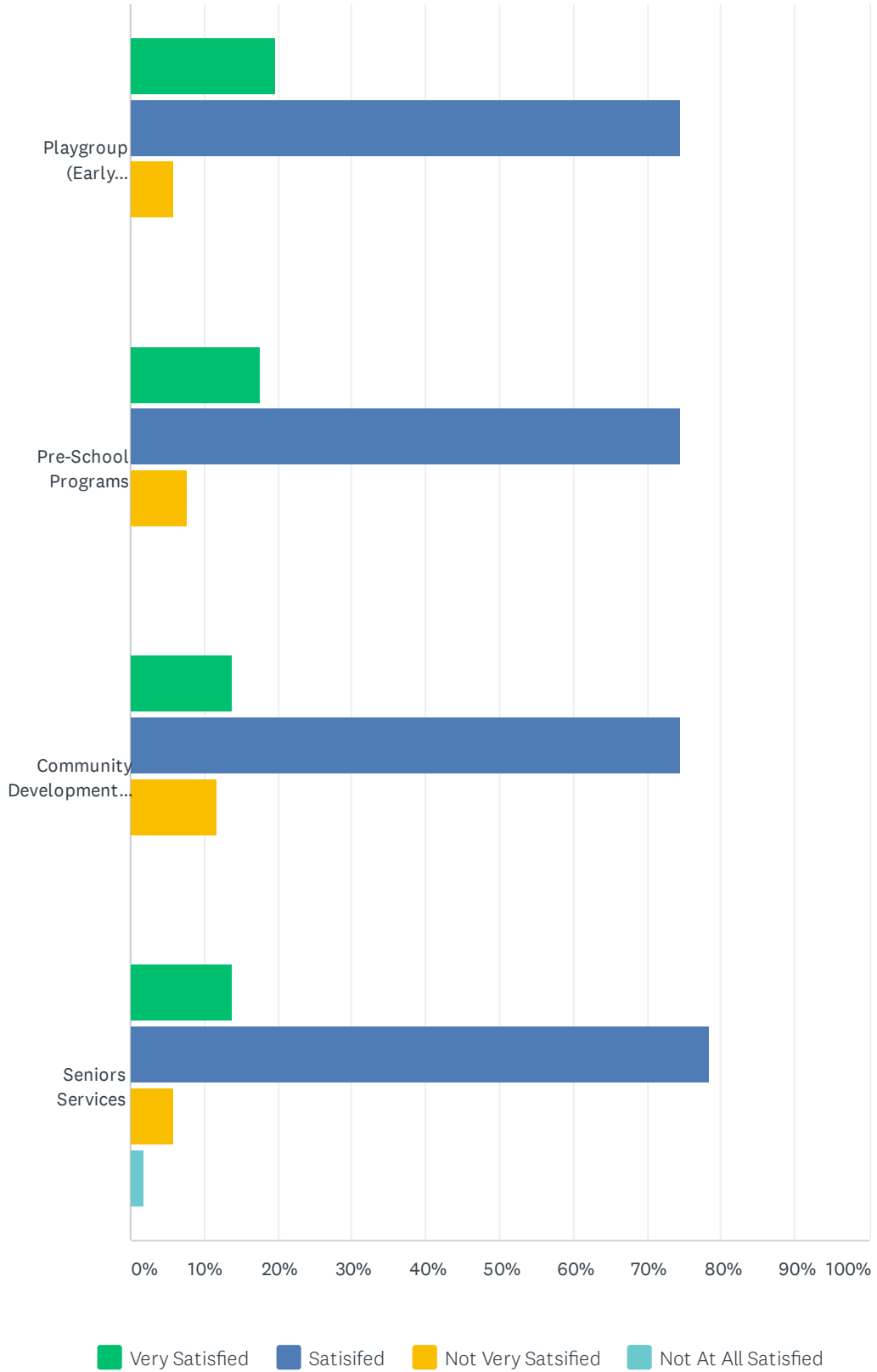
Mayerthorpe Citizen Survey 2020

	VERY IMPORTANT	IMPORTANT	NOT VERY IMPORTANT	NOT AT ALL IMPORTANT	TOTAL RESPONDENTS
Playgroup (Early Childhood Learning)	43.14% 22	43.14% 22	13.73% 7	0.00% 0	51
Pre-School Programs	45.10% 23	37.25% 19	15.69% 8	1.96% 1	51
Community Development (partnerships, linkages & support to community groups)	41.18% 21	54.90% 28	3.92% 2	0.00% 0	51
Seniors Services	58.82% 30	37.25% 19	3.92% 2	0.00% 0	51

Q13 How satisfied are you with the following, even if you do not use this service?

Answered: 51 Skipped: 11

Mayerthorpe Citizen Survey 2020

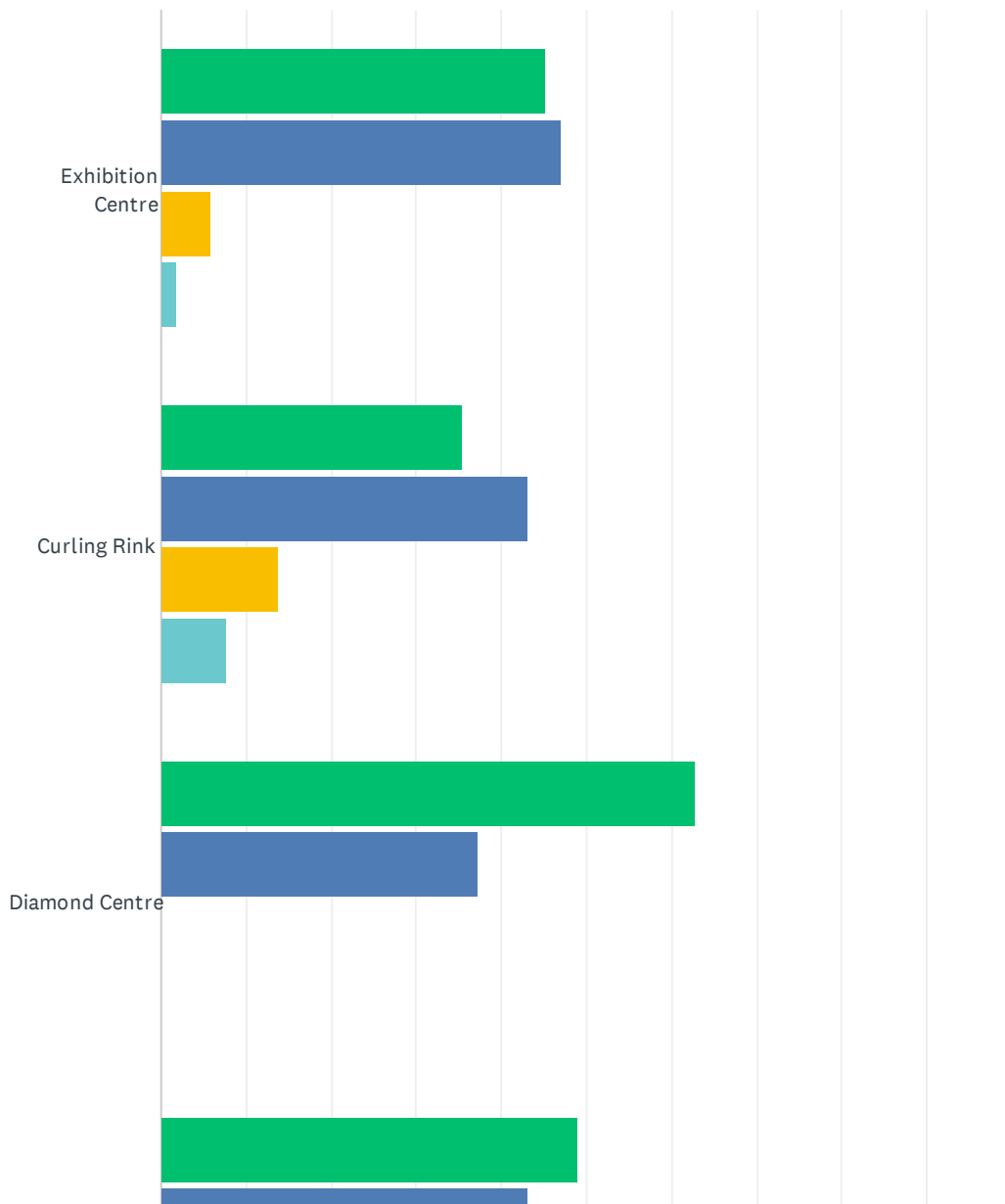


Mayerthorpe Citizen Survey 2020

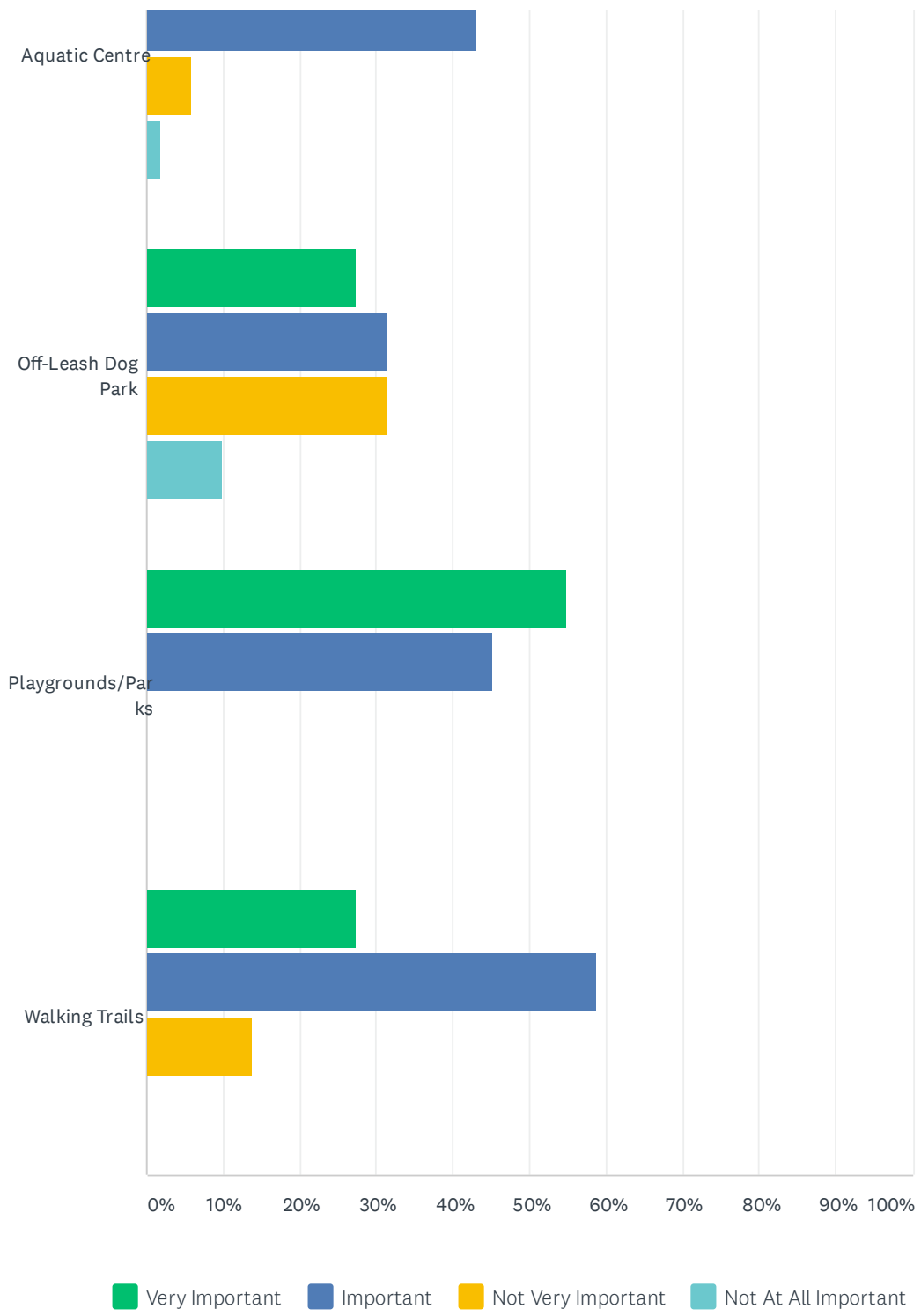
	VERY SATISFIED	SATISFIED	NOT VERY SATISFIED	NOT AT ALL SATISFIED	TOTAL RESPONDENTS
Playgroup (Early Childhood Learning)	19.61% 10	74.51% 38	5.88% 3	0.00% 0	51
Pre-School Programs	17.65% 9	74.51% 38	7.84% 4	0.00% 0	51
Community Development (partnerships, linkages & support to community groups)	13.73% 7	74.51% 38	11.76% 6	0.00% 0	51
Seniors Services	13.73% 7	78.43% 40	5.88% 3	1.96% 1	51

Q14 How important are the following to you, even if you do not use this service?

Answered: 51 Skipped: 11



Mayerthorpe Citizen Survey 2020

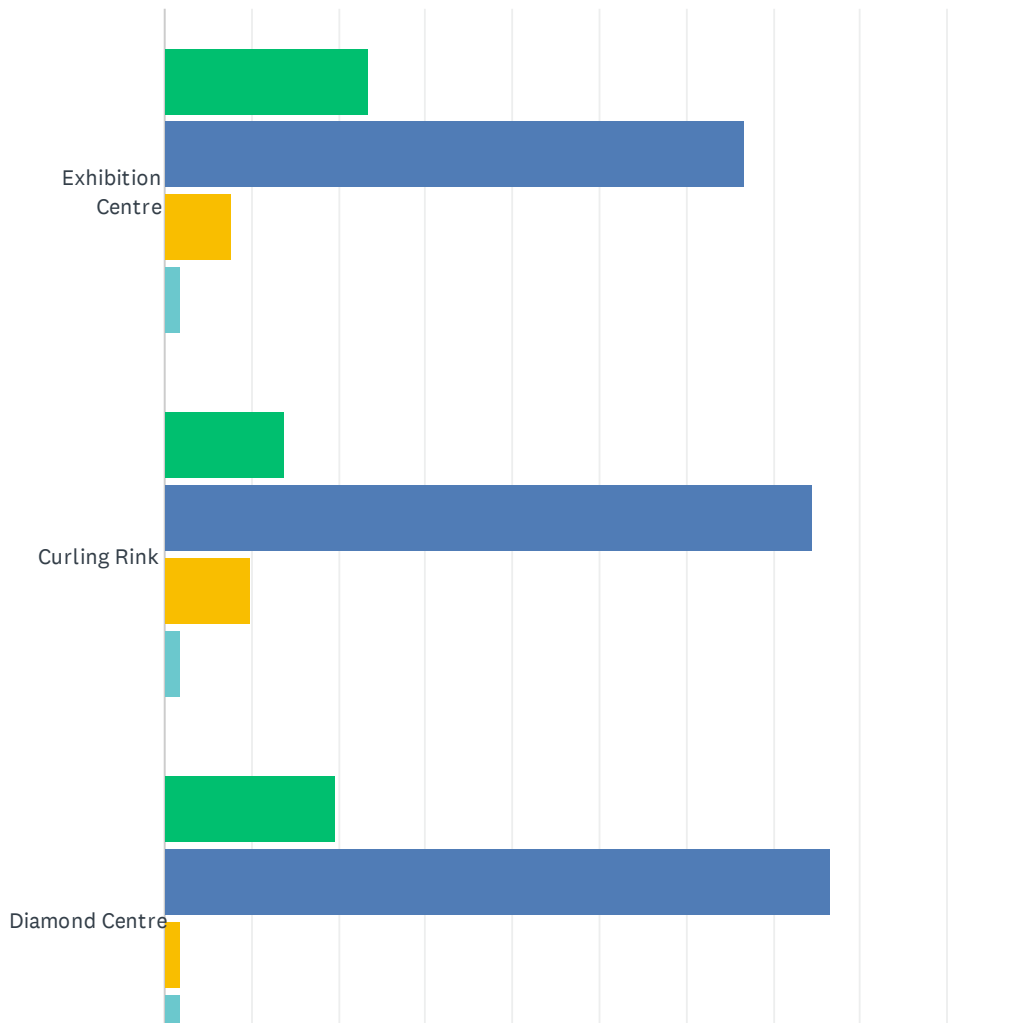


Mayerthorpe Citizen Survey 2020

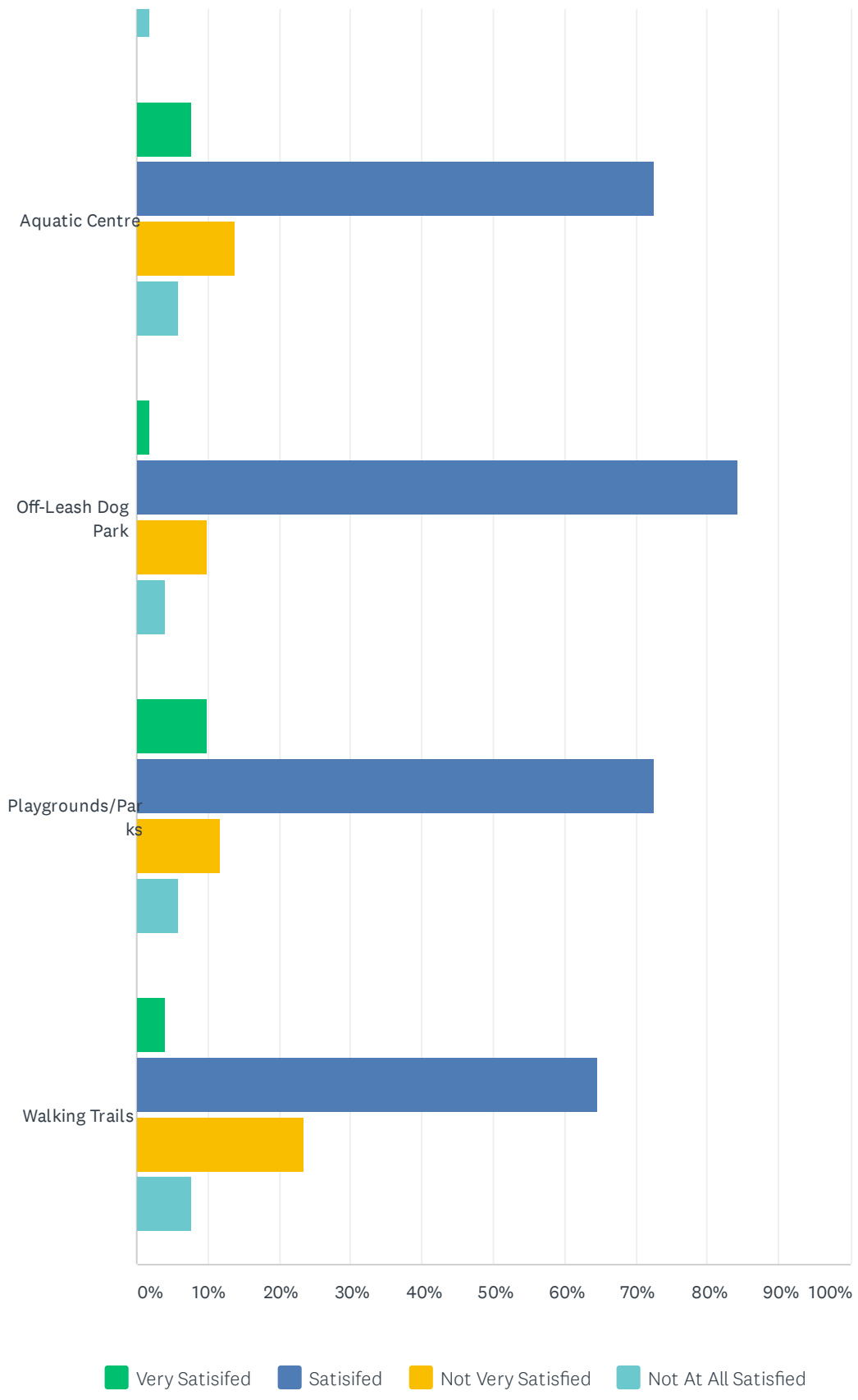
	VERY IMPORTANT	IMPORTANT	NOT VERY IMPORTANT	NOT AT ALL IMPORTANT	TOTAL RESPONDENTS
Exhibition Centre	45.10% 23	47.06% 24	5.88% 3	1.96% 1	51
Curling Rink	35.29% 18	43.14% 22	13.73% 7	7.84% 4	51
Diamond Centre	62.75% 32	37.25% 19	0.00% 0	0.00% 0	51
Aquatic Centre	49.02% 25	43.14% 22	5.88% 3	1.96% 1	51
Off-Leash Dog Park	27.45% 14	31.37% 16	31.37% 16	9.80% 5	51
Playgrounds/Parks	54.90% 28	45.10% 23	0.00% 0	0.00% 0	51
Walking Trails	27.45% 14	58.82% 30	13.73% 7	0.00% 0	51

Q15 How satisfied are you with amenities offered at the following, even if you do not use this services?

Answered: 51 Skipped: 11



Mayerthorpe Citizen Survey 2020

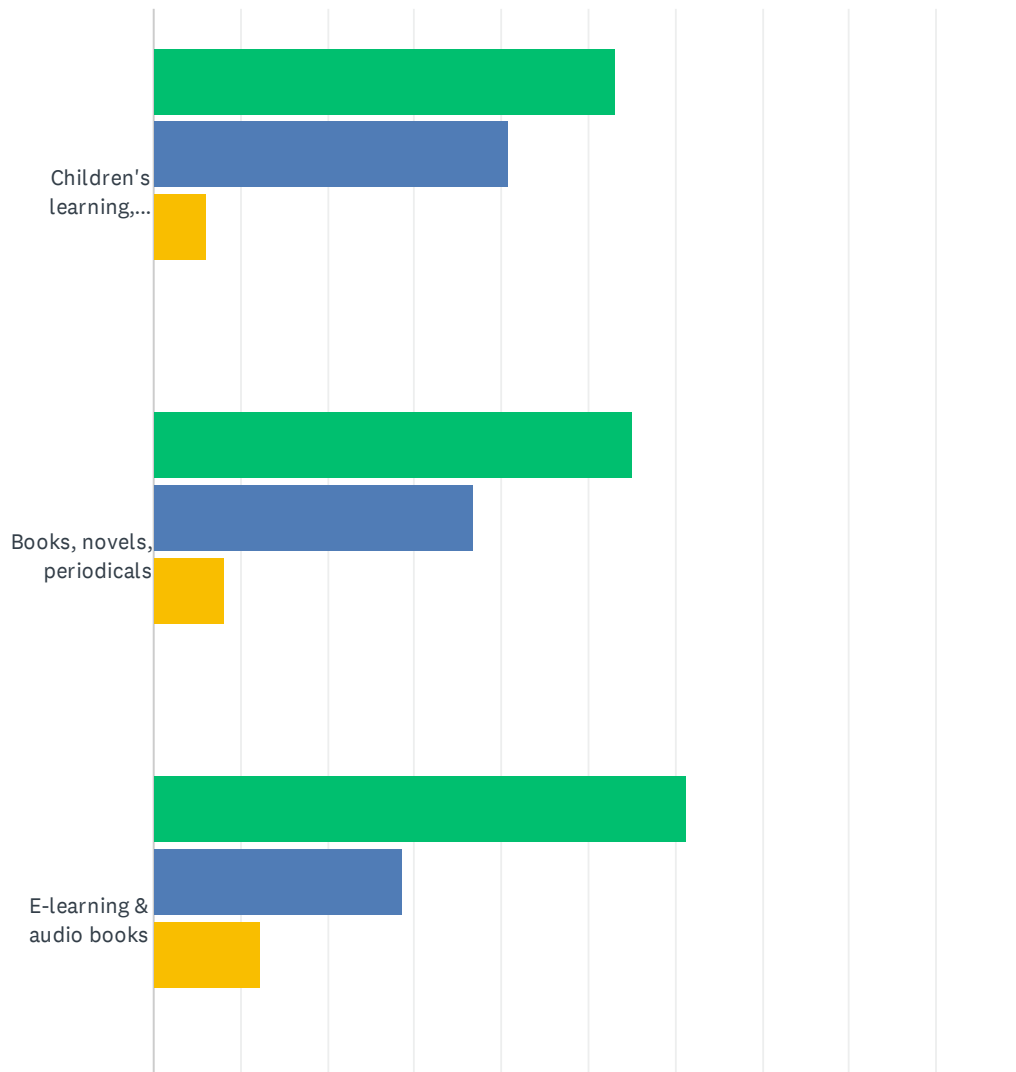


Mayerthorpe Citizen Survey 2020

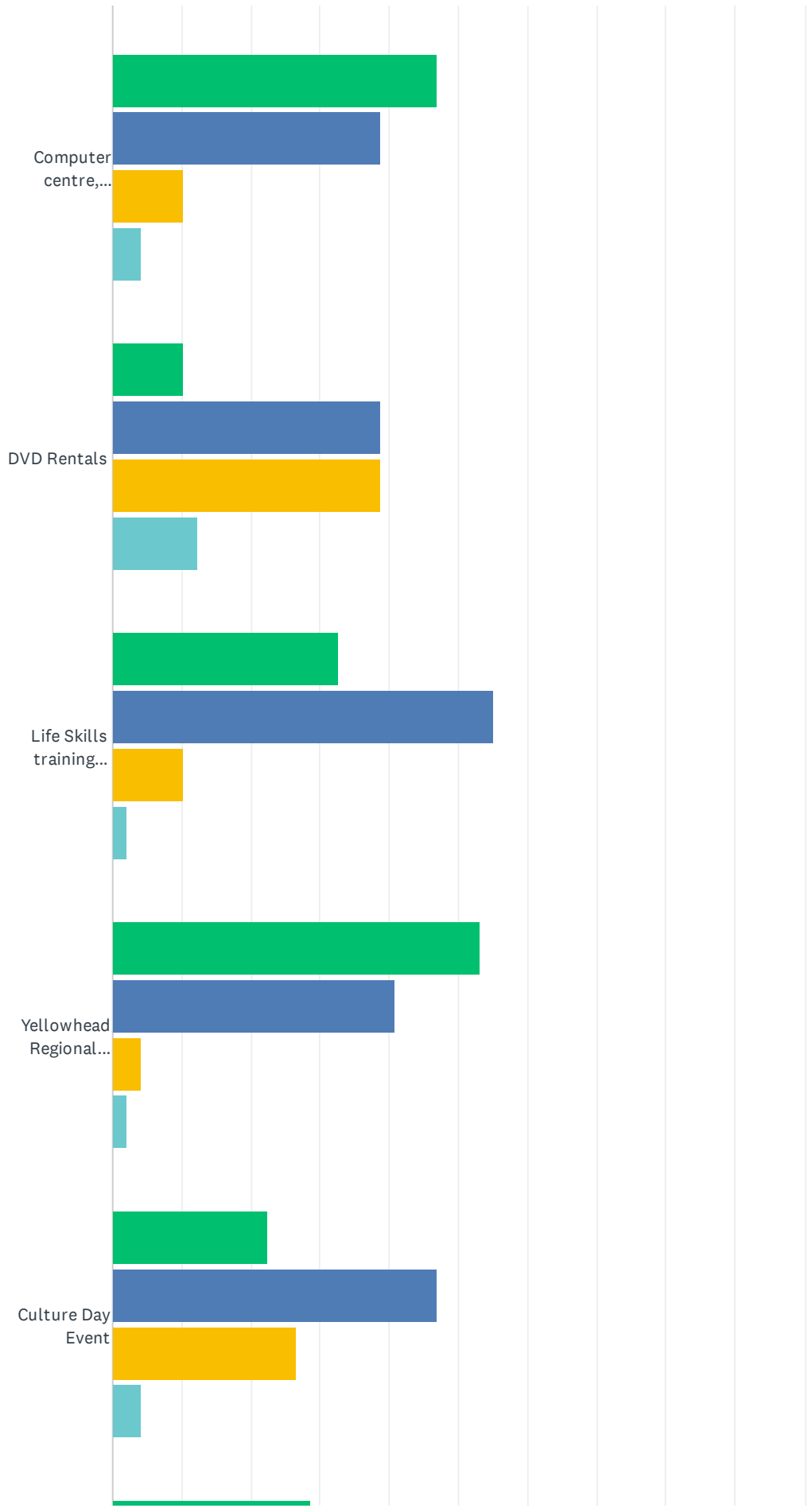
	VERY SATISFIED	SATISFIED	NOT VERY SATISFIED	NOT AT ALL SATISFIED	TOTAL RESPONDENTS
Exhibition Centre	23.53% 12	66.67% 34	7.84% 4	1.96% 1	51
Curling Rink	13.73% 7	74.51% 38	9.80% 5	1.96% 1	51
Diamond Centre	19.61% 10	76.47% 39	1.96% 1	1.96% 1	51
Aquatic Centre	7.84% 4	72.55% 37	13.73% 7	5.88% 3	51
Off-Leash Dog Park	1.96% 1	84.31% 43	9.80% 5	3.92% 2	51
Playgrounds/Parks	9.80% 5	72.55% 37	11.76% 6	5.88% 3	51
Walking Trails	3.92% 2	64.71% 33	23.53% 12	7.84% 4	51

Q16 How important are the following, even if you do not use this service?

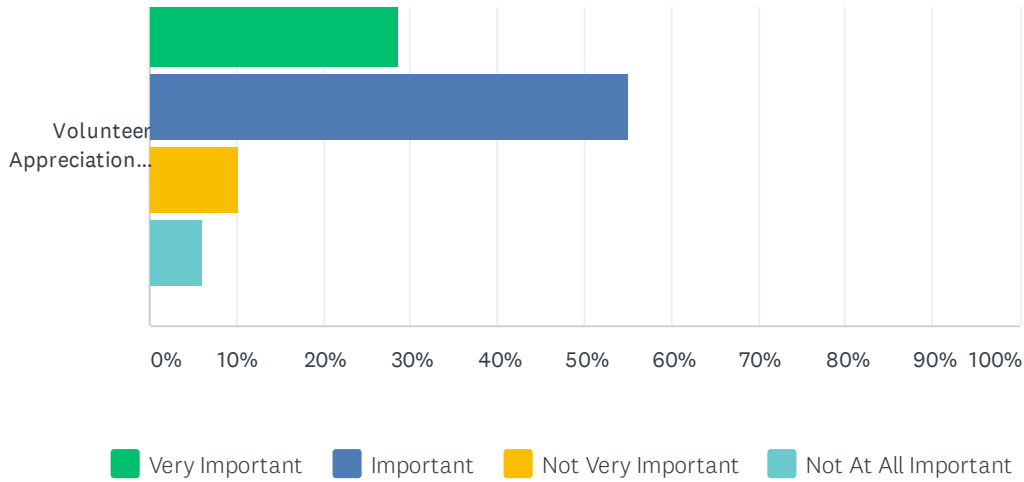
Answered: 49 Skipped: 13



Mayerthorpe Citizen Survey 2020



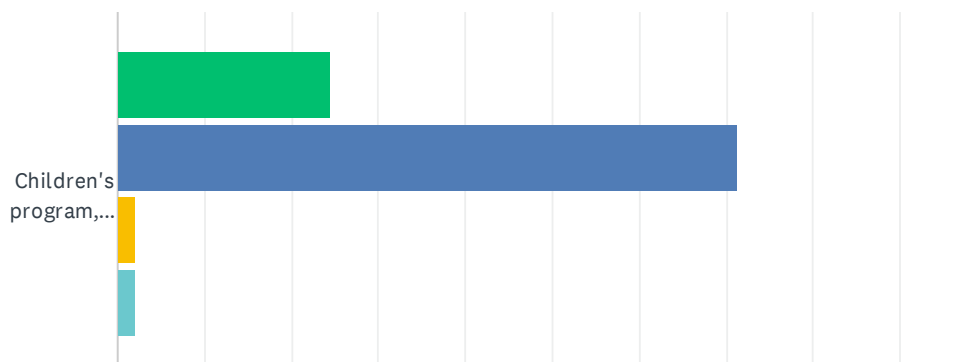
Mayerthorpe Citizen Survey 2020



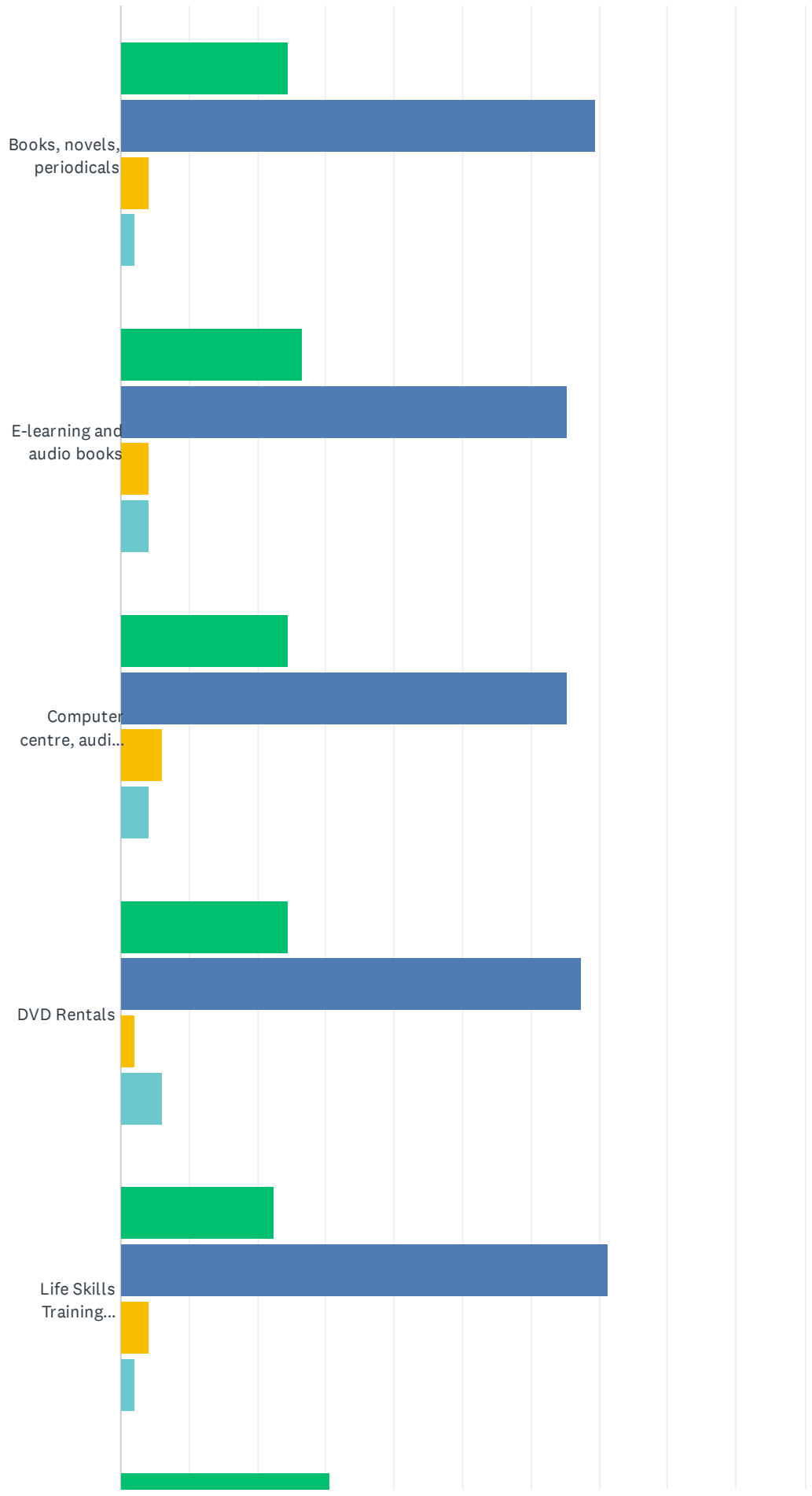
	VERY IMPORTANT	IMPORTANT	NOT VERY IMPORTANT	NOT AT ALL IMPORTANT	TOTAL RESPONDENTS
Children's learning, programming, and toys/games	53.06% 26	40.82% 20	6.12% 3	0.00% 0	49
Books, novels, periodicals	55.10% 27	36.73% 18	8.16% 4	0.00% 0	49
E-learning & audio books	61.22% 30	28.57% 14	12.24% 6	0.00% 0	49
Computer centre, software, video games	46.94% 23	38.78% 19	10.20% 5	4.08% 2	49
DVD Rentals	10.20% 5	38.78% 19	38.78% 19	12.24% 6	49
Life Skills training (crochet, culinary, art, photography, resume writing, etc.)	32.65% 16	55.10% 27	10.20% 5	2.04% 1	49
Yellowhead Regional Library Services (Book transfers, Supernet Access, etc.)	53.06% 26	40.82% 20	4.08% 2	2.04% 1	49
Culture Day Event	22.45% 11	46.94% 23	26.53% 13	4.08% 2	49
Volunteer Appreciation Event	28.57% 14	55.10% 27	10.20% 5	6.12% 3	49

Q17 How satisfied are you with the following, even if you do not use this services?

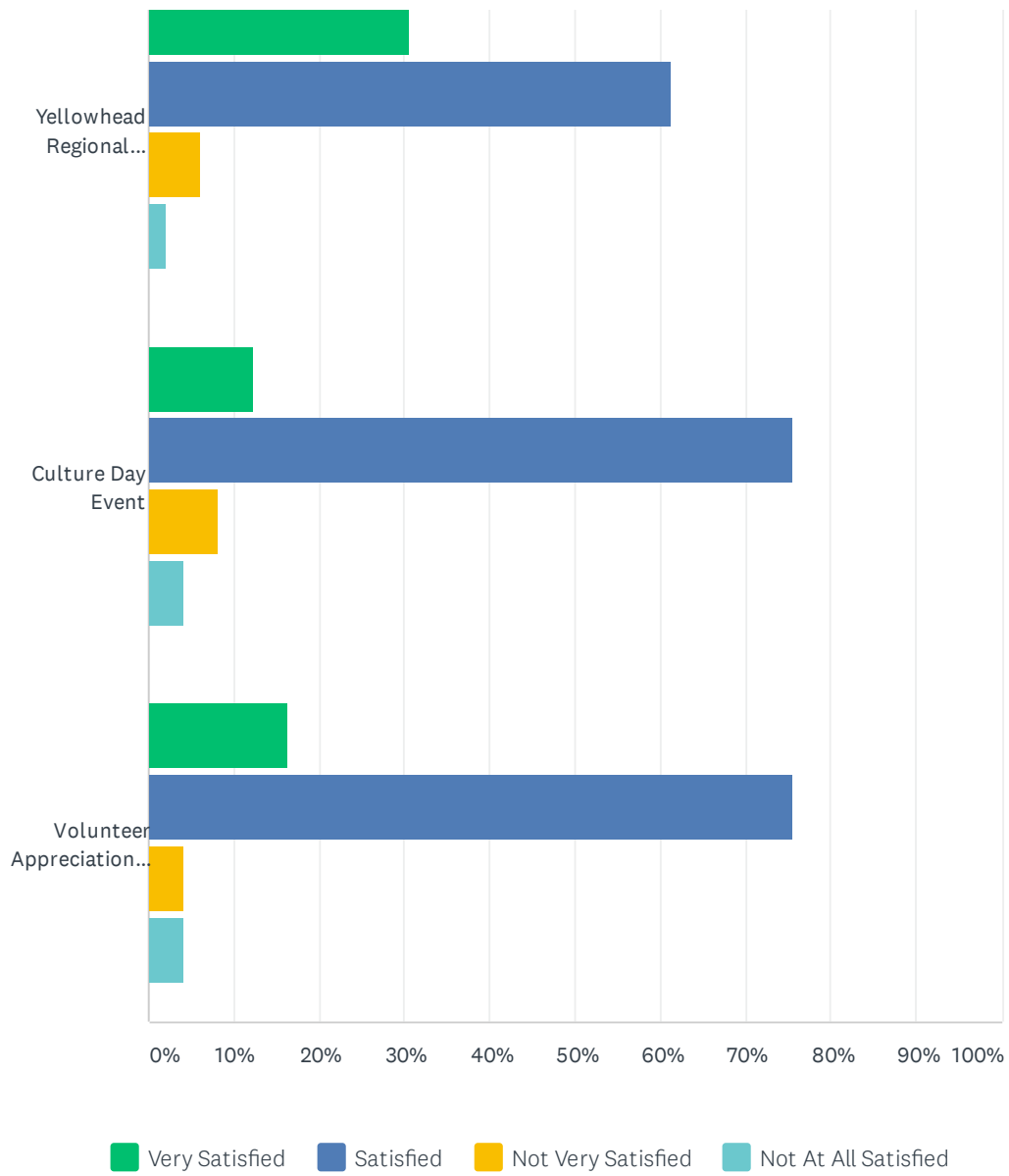
Answered: 49 Skipped: 13



Mayerthorpe Citizen Survey 2020



Mayerthorpe Citizen Survey 2020



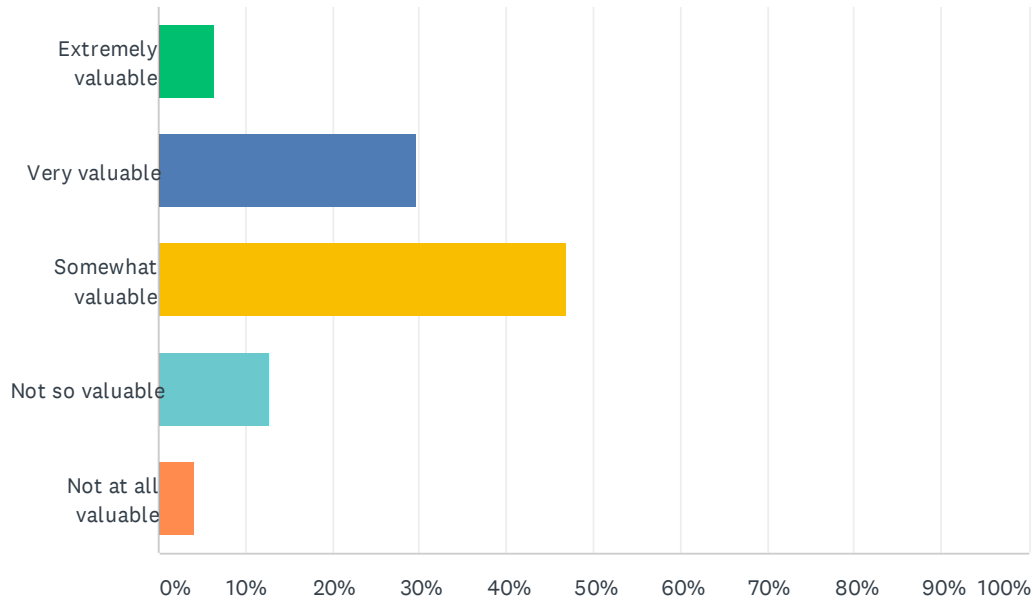
Mayerthorpe Citizen Survey 2020

	VERY SATISFIED	SATISFIED	NOT VERY SATISFIED	NOT AT ALL SATISFIED	TOTAL RESPONDENTS
Children's program, services, toys/games	24.49% 12	71.43% 35	2.04% 1	2.04% 1	49
Books, novels, periodicals	24.49% 12	69.39% 34	4.08% 2	2.04% 1	49
E-learning and audio books	26.53% 13	65.31% 32	4.08% 2	4.08% 2	49
Computer centre, audio, and video games	24.49% 12	65.31% 32	6.12% 3	4.08% 2	49
DVD Rentals	24.49% 12	67.35% 33	2.04% 1	6.12% 3	49
Life Skills Training (Crochet, culinary, art, photography, resume writing, etc.)	22.45% 11	71.43% 35	4.08% 2	2.04% 1	49
Yellowhead Regional Library Services (Material Transfers, Supernet, etc.)	30.61% 15	61.22% 30	6.12% 3	2.04% 1	49
Culture Day Event	12.24% 6	75.51% 37	8.16% 4	4.08% 2	49
Volunteer Appreciation Event	16.33% 8	75.51% 37	4.08% 2	4.08% 2	49

Q18 Town taxes and user fees (water/sewer/waste/facility fees/equipment rental, etc.) pay for all the Town services you have access to. Please rate the value you feel you receive from the municipal taxes and fees you pay to the Town. Quick Fact: Based on 2019 Tax Rates Mayerthorpe's total combined tax rate is 7.72% lower than Viking (population of 1,083) and is 3.52% lower than Oyen (population of 1,022) and is 8.72% lower than Two Hills (population of 1,443).

Answered: 47 Skipped: 15

Mayerthorpe Citizen Survey 2020

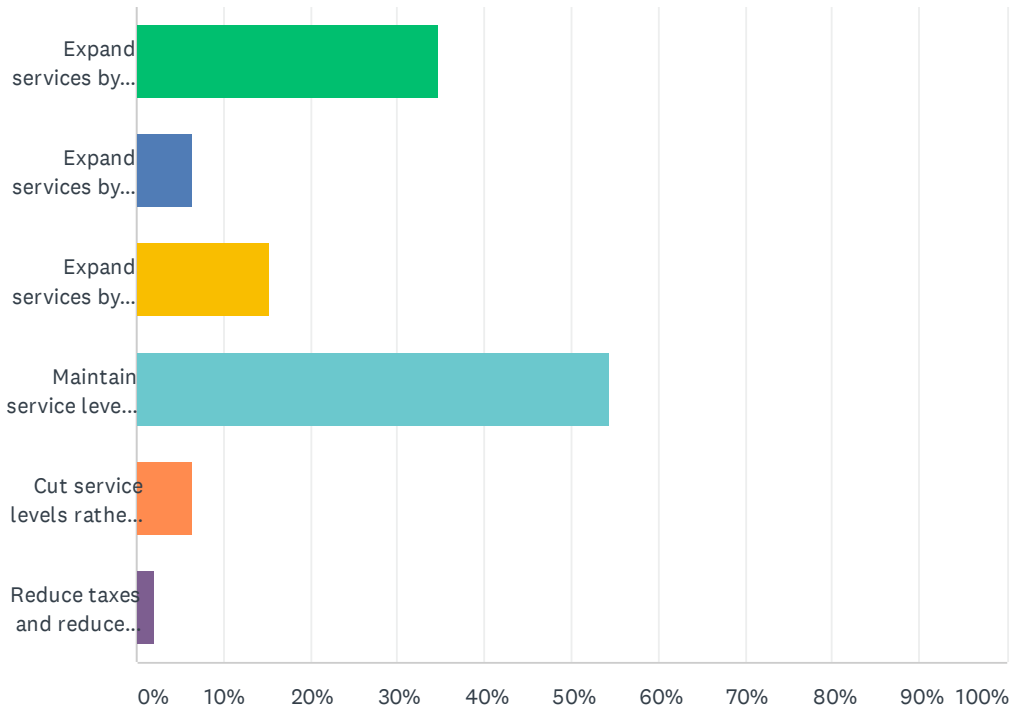


ANSWER CHOICES	RESPONSES	
Extremely valuable	6.38%	3
Very valuable	29.79%	14
Somewhat valuable	46.81%	22
Not so valuable	12.77%	6
Not at all valuable	4.26%	2
Total Respondents: 47		

Q19 The Town must balance Town taxes, user fees WITH service delivery levels established by Council. To do this, which one of the following options would you most like Council to pursue?

Answered: 46 Skipped: 16

Mayerthorpe Citizen Survey 2020

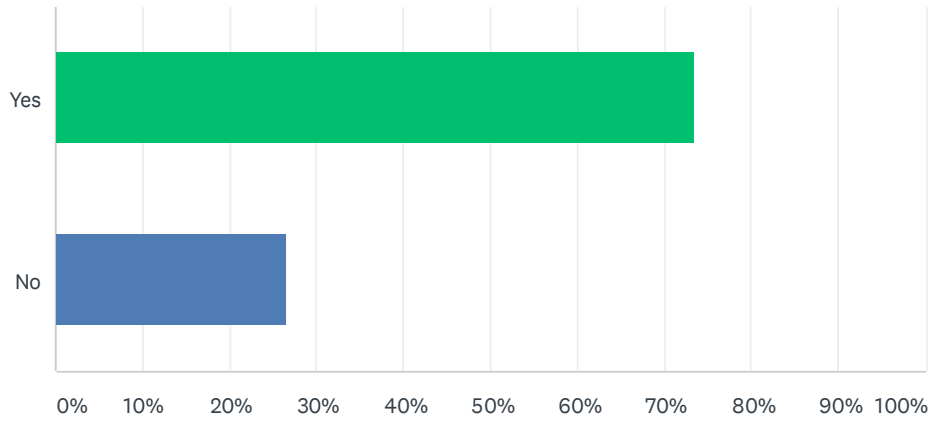


ANSWER CHOICES	RESPONSES	
Expand services by increasing USER FEES	34.78%	16
Expand services by increasing TAXES	6.52%	3
Expand services by increasing USER FEES and TAXES (use the comment box to break down percentages eg.) 50% USER, 50% TAXES)	15.22%	7
Maintain service levels — only increase user fees and taxes to account for inflation	54.35%	25
Cut service levels rather than increase taxes and user fees	6.52%	3
Reduce taxes and reduce service levels	2.17%	1
Total Respondents: 46		

Q20 Have you contacted or dealt with the Town or a Town employee in the last six months?

Answered: 45 Skipped: 17

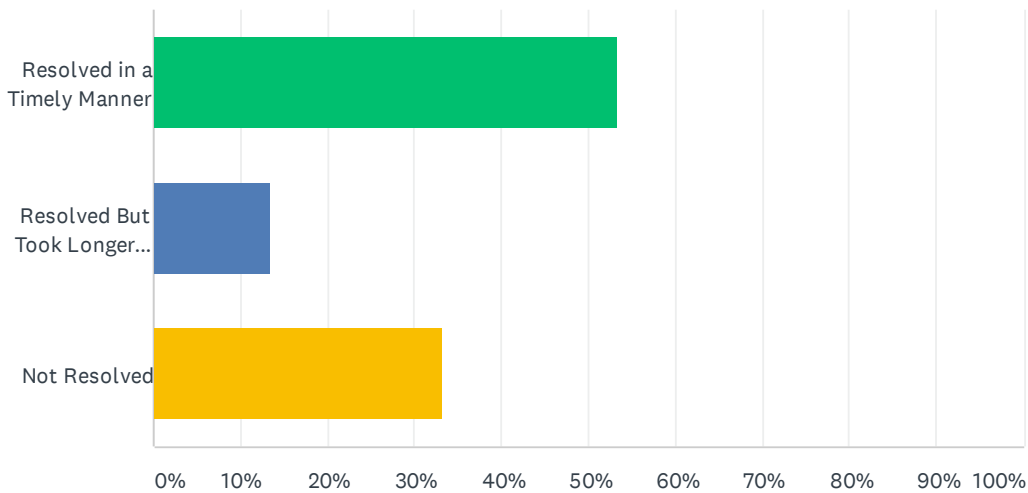
Mayerthorpe Citizen Survey 2020



ANSWER CHOICES	RESPONSES
Yes	73.33% 33
No	26.67% 12
Total Respondents: 45	

Q21 If you answered "Yes", would you say the matter you contacted the Town was:

Answered: 45 Skipped: 17

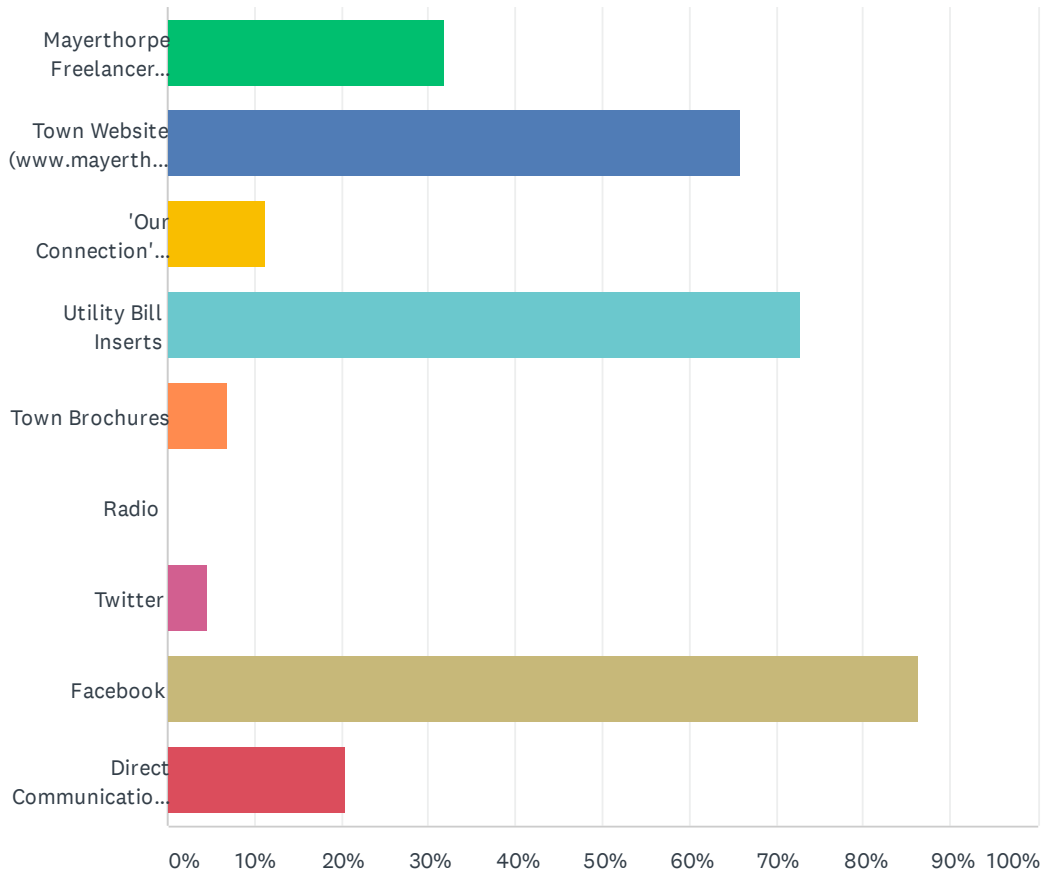


ANSWER CHOICES	RESPONSES
Resolved in a Timely Manner	53.33% 24
Resolved But Took Longer Than Expected	13.33% 6
Not Resolved	33.33% 15
Total Respondents: 45	

Q22 What are the THREE main sources of information about the Town's news, programs, bylaws, etc.?

Mayerthorpe Citizen Survey 2020

Answered: 44 Skipped: 18

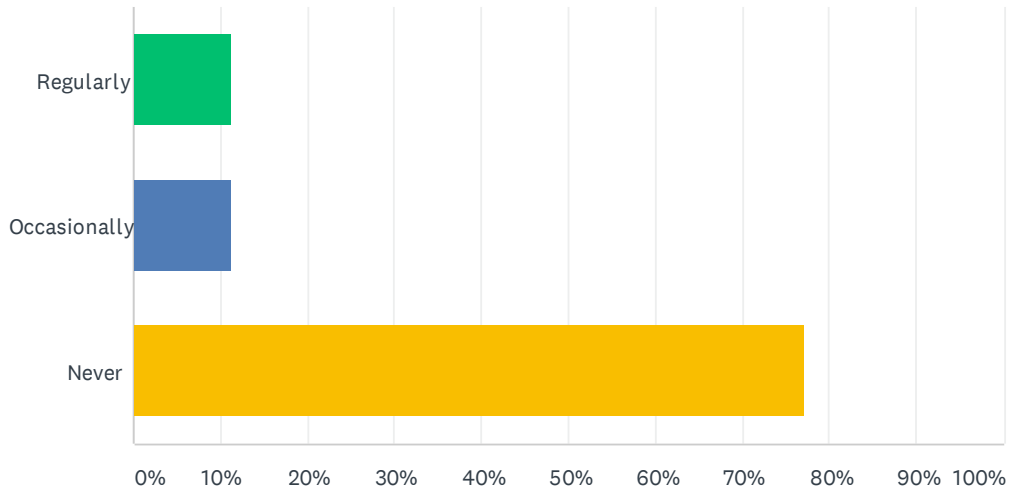


ANSWER CHOICES	RESPONSES	
Mayerthorpe Freelancer Public Notices	31.82%	14
Town Website (www.mayerthorpe.ca)	65.91%	29
'Our Connection' Newsletter	11.36%	5
Utility Bill Inserts	72.73%	32
Town Brochures	6.82%	3
Radio	0.00%	0
Twitter	4.55%	2
Facebook	86.36%	38
Direct Communication - Councillor/Town Employee	20.45%	9
Total Respondents: 44		

Q23 How often do you read the Town's weekly 'Public Notices' placement in the local paper?

Answered: 44 Skipped: 18

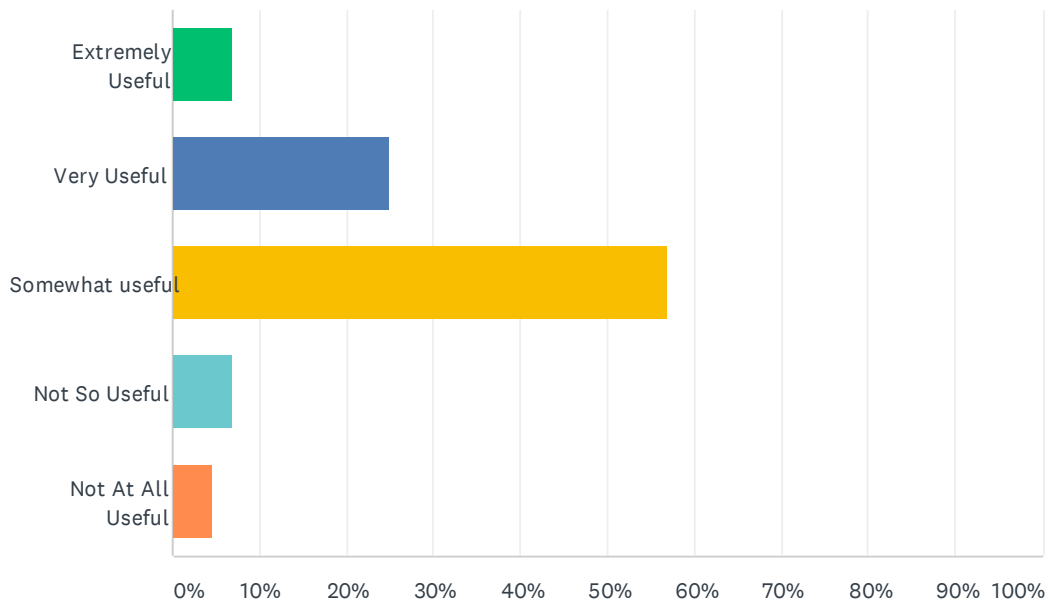
Mayerthorpe Citizen Survey 2020



ANSWER CHOICES	RESPONSES
Regularly	11.36% 5
Occasionally	11.36% 5
Never	77.27% 34
Total Respondents: 44	

Q24 How useful do you find the Town of Mayerthorpe website (www.mayerthorpe.ca)?

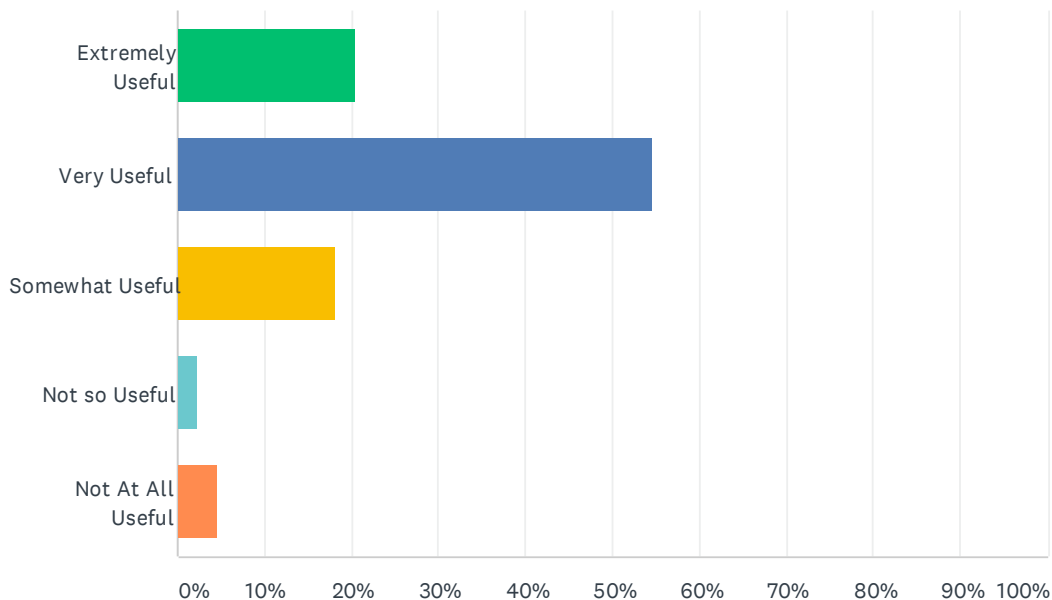
Answered: 44 Skipped: 18



ANSWER CHOICES	RESPONSES
Extremely Useful	6.82% 3
Very Useful	25.00% 11
Somewhat useful	56.82% 25
Not So Useful	6.82% 3
Not At All Useful	4.55% 2
Total Respondents: 44	

Q25 How useful do you find the Town of Mayerthorpe Facebook Page (My Mayerthorpe)?

Answered: 44 Skipped: 18

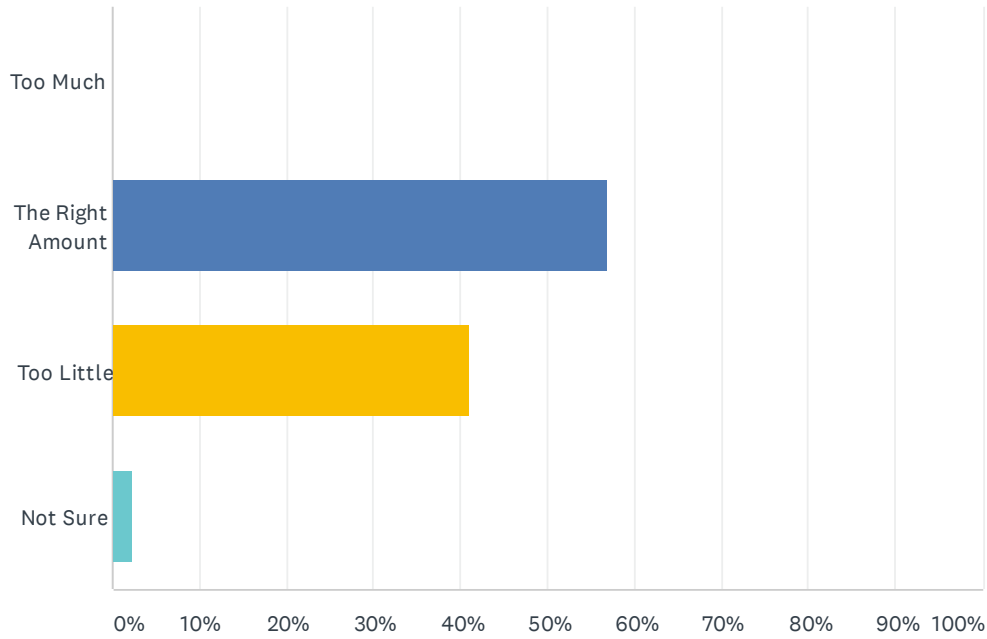


ANSWER CHOICES	RESPONSES
Extremely Useful	20.45% 9
Very Useful	54.55% 24
Somewhat Useful	18.18% 8
Not so Useful	2.27% 1
Not At All Useful	4.55% 2
Total Respondents: 44	

Q26 Considering the communications you receive from the Town, would you say you receive...

Answered: 44 Skipped: 18

Mayerthorpe Citizen Survey 2020



ANSWER CHOICES	RESPONSES
Too Much	0.00% 0
The Right Amount	56.82% 25
Too Little	40.91% 18
Not Sure	2.27% 1
Total Respondents: 44	

Q27 How do you believe Town of Mayerthorpe can improve its communications?

Answered: 19 Skipped: 43

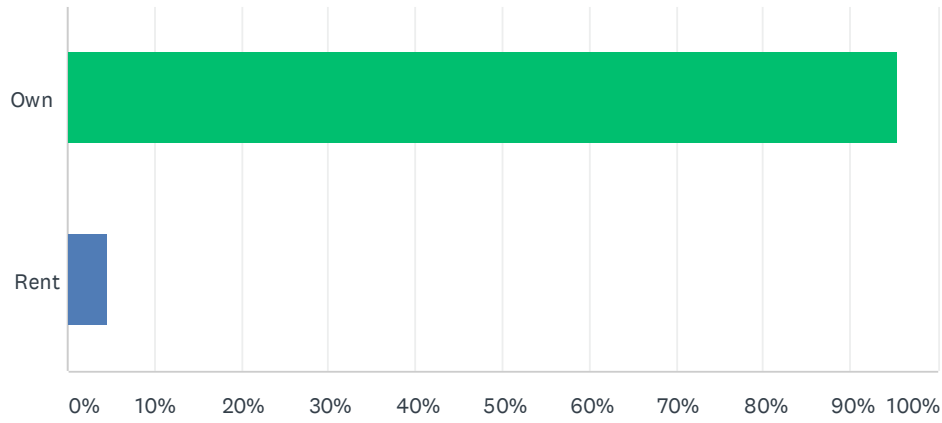
Q28 OPTIONAL: What is the ONE top priority for Council of the Town of Mayerthorpe to address?

Answered: 30 Skipped: 32

Q29 Do you own or rent your PRIMARY residence in Mayerthorpe?

Answered: 44 Skipped: 18

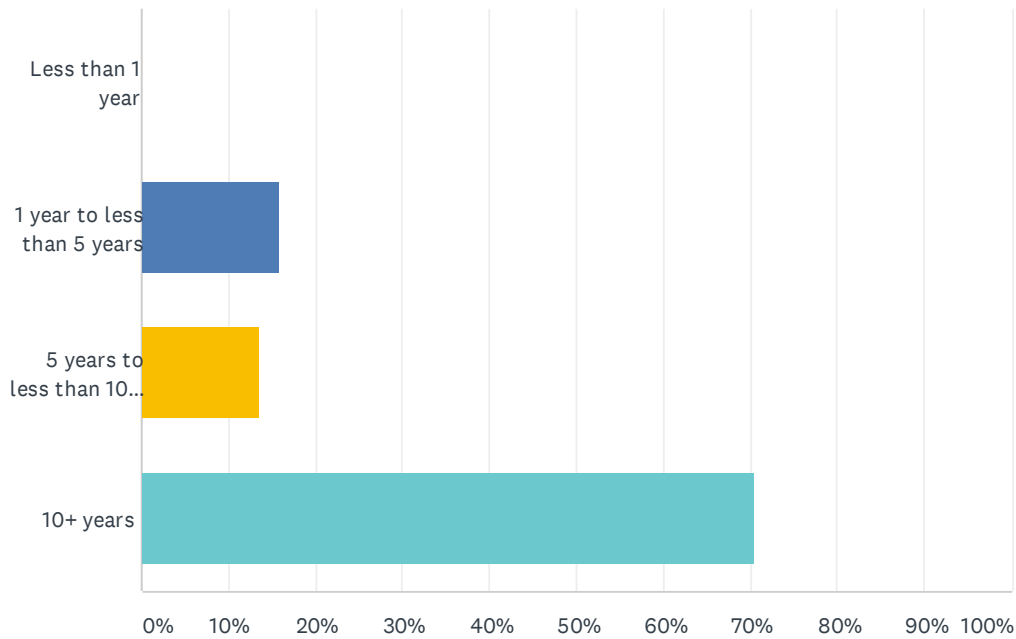
Mayerthorpe Citizen Survey 2020



ANSWER CHOICES	RESPONSES
Own	95.45% 42
Rent	4.55% 2
Total Respondents: 44	

Q30 How long have you been a resident of Mayerthorpe?

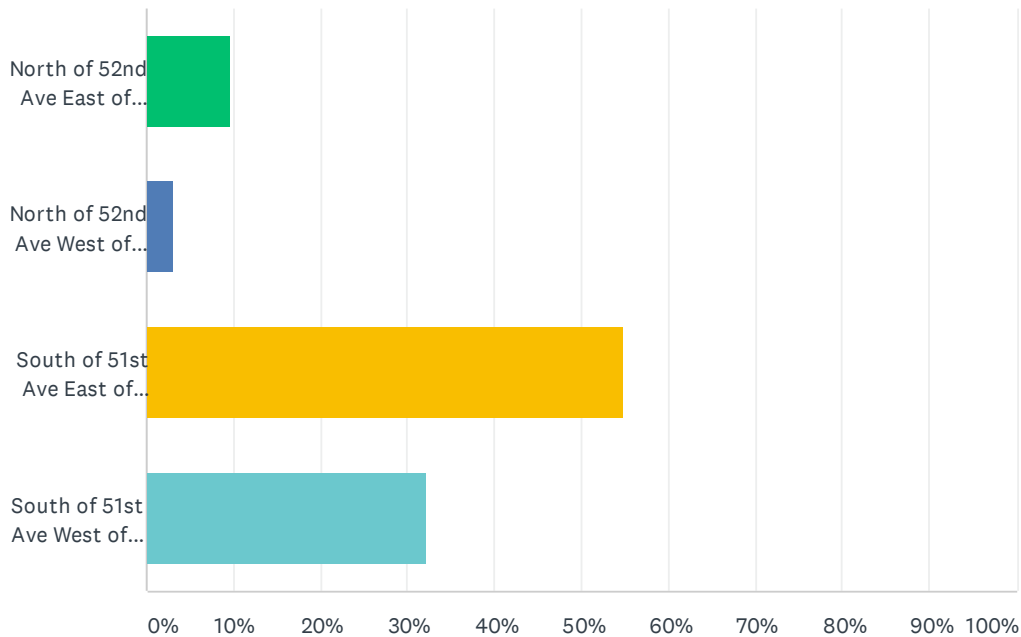
Answered: 44 Skipped: 18



ANSWER CHOICES	RESPONSES
Less than 1 year	0.00% 0
1 year to less than 5 years	15.91% 7
5 years to less than 10 years	13.64% 6
10+ years	70.45% 31
Total Respondents: 44	

Q31 OPTIONAL: Please indicate where you live in the Town by selecting one of the following:

Answered: 31 Skipped: 31

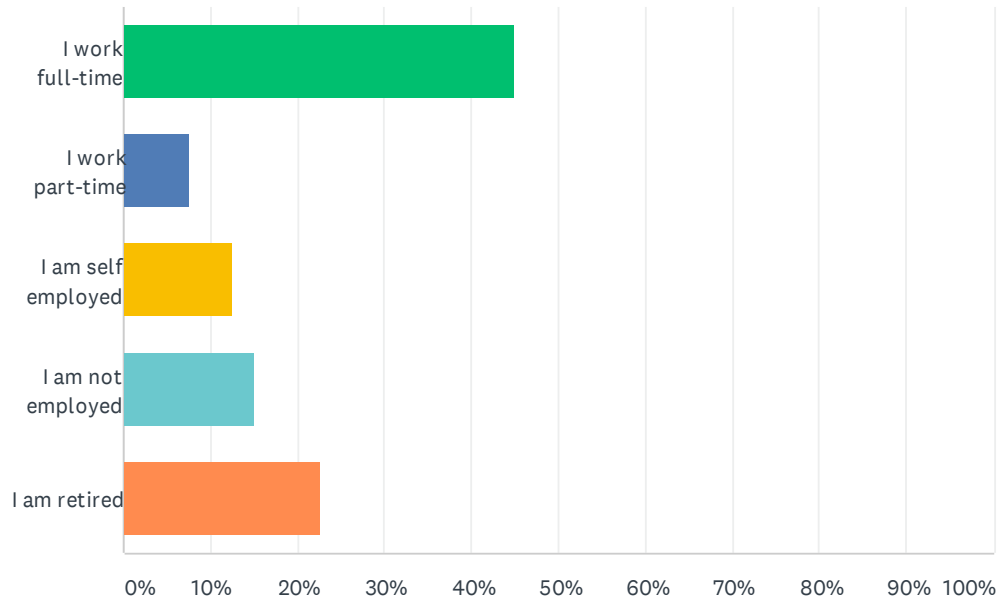


ANSWER CHOICES	RESPONSES	
North of 52nd Ave East of 50th Street	9.68%	3
North of 52nd Ave West of 50th Street	3.23%	1
South of 51st Ave East of 50th Street	54.84%	17
South of 51st Ave West of 50th Street	32.26%	10
Total Respondents: 31		

Q32 OPTIONAL: Which of the following categories best applies?

Answered: 40 Skipped: 22

Mayerthorpe Citizen Survey 2020

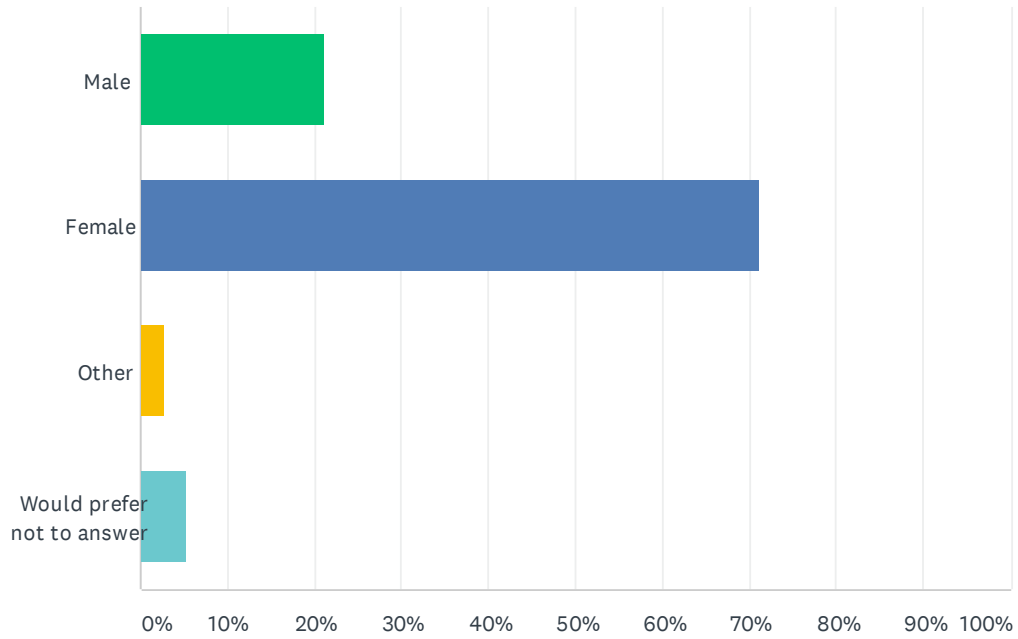


ANSWER CHOICES	RESPONSES
I work full-time	45.00% 18
I work part-time	7.50% 3
I am self employed	12.50% 5
I am not employed	15.00% 6
I am retired	22.50% 9
Total Respondents: 40	

Q33 OPTIONAL: Your gender?

Answered: 38 Skipped: 24

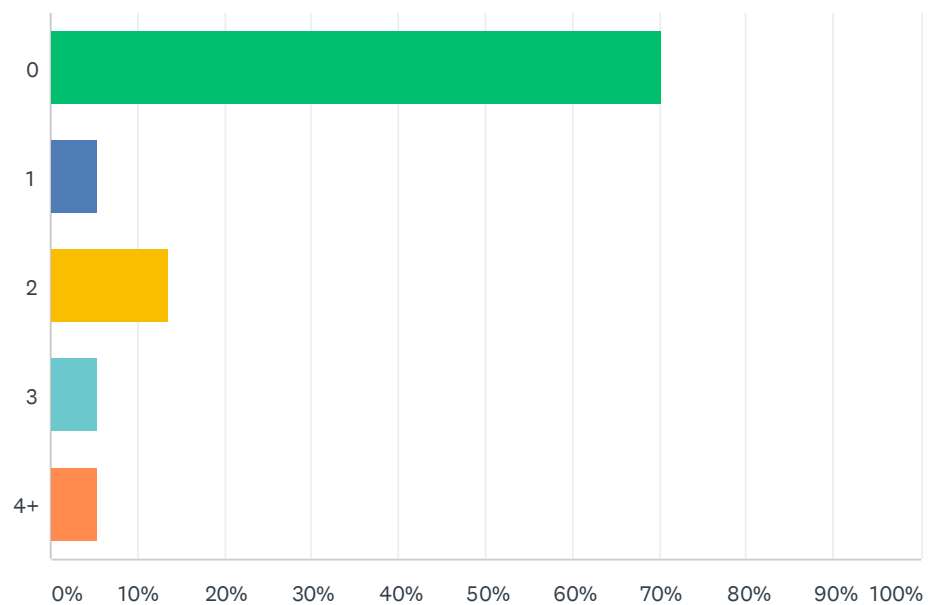
Mayerthorpe Citizen Survey 2020



ANSWER CHOICES	RESPONSES	
Male	21.05%	8
Female	71.05%	27
Other	2.63%	1
Would prefer not to answer	5.26%	2
Total Respondents: 38		

Q34 OPTIONAL: The number of children living in my residence is...

Answered: 37 Skipped: 25

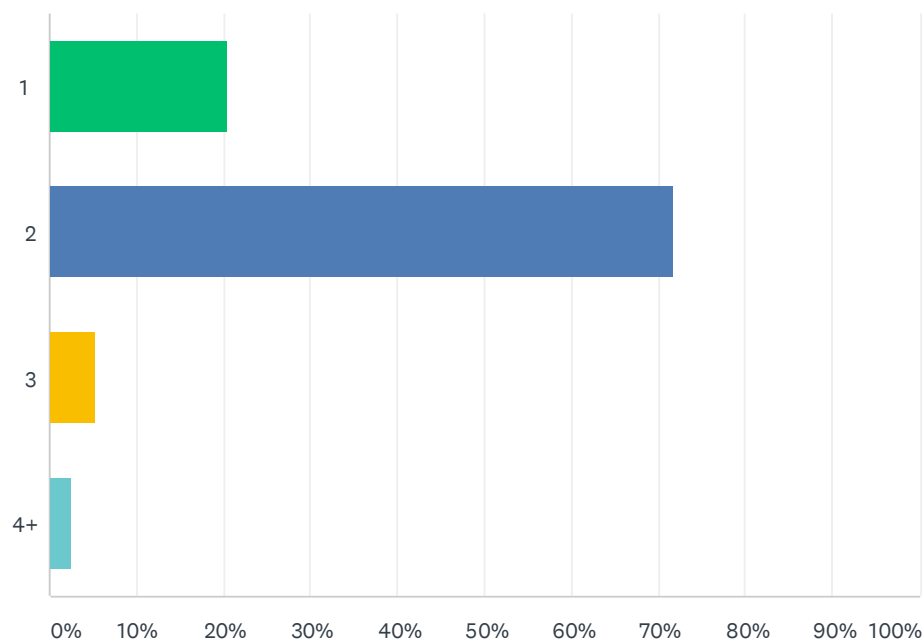


Mayerthorpe Citizen Survey 2020

ANSWER CHOICES	RESPONSES	
0	70.27%	26
1	5.41%	2
2	13.51%	5
3	5.41%	2
4+	5.41%	2
Total Respondents: 37		

Q35 OPTIONAL: The number of adults living in my residence is...

Answered: 39 Skipped: 23

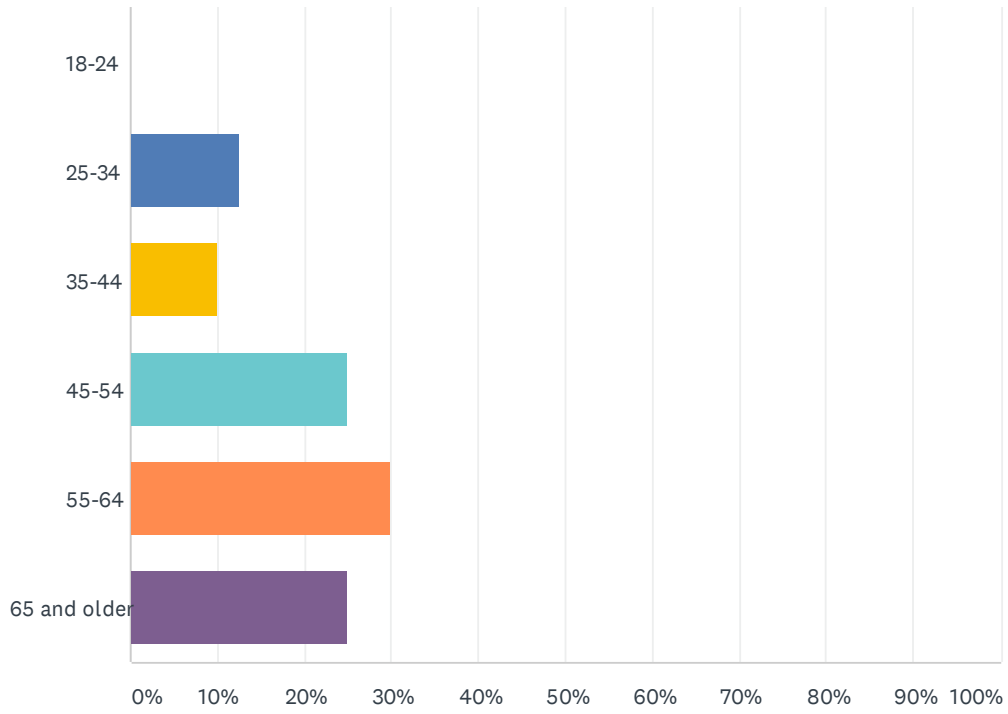


ANSWER CHOICES	RESPONSES	
1	20.51%	8
2	71.79%	28
3	5.13%	2
4+	2.56%	1
Total Respondents: 39		

Q36 OPTIONAL: What age group are you in?

Answered: 40 Skipped: 22

Mayerthorpe Citizen Survey 2020



ANSWER CHOICES	RESPONSES
18-24	0.00% 0
25-34	12.50% 5
35-44	10.00% 4
45-54	25.00% 10
55-64	30.00% 12
65 and older	25.00% 10
Total Respondents: 40	